

Comhairle Contae Átha Cliath Theas
Dréacht Buiséad Bliantúil

South Dublin County Council
Draft Annual Budget



South Dublin County Council
Comhairle Contae Átha Cliath Theas

DRAFT

Statutory Budget
2014

Annual Budget 2014

Table of Contents

Part I

Narrative

Manager's Report	5
Head of Finance Commentary	10
Divisional Preambles	16

Part II

Statutory Budgets 2014 (Tables)

Table A Calculation of Annual Rate on Valuation	22
Table B Expenditure and Income – Summary	23
Table D Analysis of Income from Goods and Services	31
Table E Analysis of Income from Grants and Subsidies	32
Division A	33
Division B	38
Division C	43
Division D	47
Division E	52
Division F	58
Division G	63
Division H	68
Appendix 1 Central Management Charge	73
Certificate of Adoption	74

To: The Mayor and each Member

Annual Revenue Budget 2014

Dear Member,

The attached Budget has been prepared in consultation with the Corporate Policy Group and is presented in the statutory format. The budgetary context is understandably aligned to the economic context and the ongoing reform agenda within the local government sector. In this regard while the national economic position has stabilised and is showing signs of modest growth the underlying position is one of financial constraint with a continuing critical requirement to stimulate economic activity and job creation. This is a central theme of this budget.

Notwithstanding the constrained economic environment the diverse population of South Dublin continues to grow and all of its citizens have legitimate expectations with regard to the range and quality of services they expect from their local authority. This Council has a proud record of working with communities to advance our collective ambition for a better quality of life. This shared sense of community development and collaboration is strongly supported through the projects, programmes and direct financial provision provided for throughout the budget.

The local government sector and by extension this Council continues to roll out the most significant reform programme ever undertaken. The implementation of Putting People First, the transition to Irish Water and the ongoing agenda of efficiency measures, while organisationally demanding, are fundamental to the development of the organisational and financial capacity necessary to progress the interrelated objectives of Economic and Community Development.

Economic Development

Economic development is the core business of local government and is central to the understanding that this Council continues to play a critical role in economic recovery. The initiatives set out hereunder for 2014 are designed to enhance this role, stimulate economic development, job creation and best position this county to capitalise on economic recovery. These objectives are best pursued in collaboration with business, communities and our partners across government and the nature of the proposed initiatives reflect this desire. I want to acknowledge the important role of the Economic Development Strategic Policy Committee (SPC) in stimulating debate and bringing forward ideas in this policy area. The following supporting provisions are contained in the budget:

Early in 2014 a specific Economic Directorate will be established with responsibility for asset management, local enterprise and business promotion, Grange Castle International Business Park, regional economic opportunities, European funding, tourism, heritage and arts development and all associated promotion and marketing.

This Council already has an Economic Development SPC as envisaged by the recently published Local Government Bill. Nevertheless it is suggested that following the Local Elections an opportunity should be taken to examine how this might be expanded into a broader economic forum representative of the various business segments that we wish to pursue in the interests of Economic Development.

One of the fundamental roles of the Economic Directorate will be the marketing and promotion of the county in terms of both existing and future business. A financial provision of €50,000 has been made for the development

of marketing material, including brochures, a marketing video and a dedicated Web presence to support the marketing programme.

Tourism promotion will also fall within the remit of the Directorate. €200,000 has been provided for tourism promotion with its ultimate allocation and use to be determined when the report of the Grow Dublin Taskforce is published and the current review of tourism structures and supports is completed by the Department of Tourism and Sport. Projects to be pursued in the interests of Tourism and Heritage such as the Dodder and Slade Valley greenways, a County Heritage Trail and the Showcase Village Projects are covered elsewhere in this report and the Capital Programme.

Financial provision has been made for the establishment of the new Local Enterprise Office (LEO) as successor to the County Enterprise Board (CEB) and a specific sum of €50,000 has been made to:

- Prepare a countywide Enterprise Development and Promotion Strategy which will examine existing supports, infrastructure, alignment with complimentary programmes and policies and make specific recommendations on future direction.
- Examine and put in place an appropriate awards / bursary programme to encourage and promote entrepreneurship.

Provision is made to maintain the current business support and advisory programme in conjunction with the South Dublin Chamber. A provision of €70,000 has been made to sustain this programme which will now be managed through the LEO office.

In order to better understand the precise nature of business supporting the local economy, it is proposed in conjunction with the Business Support Programme to complete a comprehensive economic profiling exercise. This is a significant undertaking likely to involve a combination of fieldwork and on-line surveys. In recognition of this a provision of €70,000 has been allowed. On completion it will:

- Facilitate a better understanding of the nature of business and how it can be supported .
- Better equip the LEO in its business advisory role and in particular understanding opportunities for new business or business expansion.
- Create opportunities to explore business clustering and shared intelligence.
- Develop a better understanding of the current and ongoing training and educational programmes needed to support the local economy.
- Create an awareness of the reach of existing business in terms of export markets and future potential in this area.

In light of the latter possibility, a sum of €10,000 has been provided to support potential export EXPO opportunities for existing and new business.

South Dublin County contains many strategic sites including those in Council ownership that are ideally positioned to facilitate future business expansion and the economic growth of the region generally. It is proposed to host an Economic Development Opportunities Information Day to highlight these opportunities to the broadest possible audience. €10,000 has been provided in this regard.

The aesthetic presentation of the county in the context of inward investment, tourism promotion and in terms of an outward reflection of intent is of fundamental importance. In this context the following specific initiatives are proposed to supplement ongoing activity:

- The Council's dangerous building and derelict sites functions will be amalgamated with a specific staff resource to engage more proactively on this issue. An overall budget of €200,000 is provided in this area.
- A specific budget of €250,000 is provided to undertake improvement works including landscaping to

the primary approaches to the county from the M50 and N7 particularly. A specific programme of improvements will be brought to Council for consideration early next year.

County signage in terms of economic signposting and clear orientation is another area requiring attention. Tenders are currently being sought for external advice on this issue and a financial provision of €200,000 has been made to support an enhanced Signage Programme with a business and tourism focus. Details will be brought before Council when available with initial concentration on Tallaght Town Centre and the main approaches to the County. Separate provision is made elsewhere for heritage and tourism signage under the villages programme.

The declining nature of some of our older industrial areas with increased vacancy rates is a cause for concern and requires closer examination in the context of their future role supporting the local economy. In the absence of a clear consensus on this problem I have provided a sum of €35,000 to carry out a detailed assessment of the issue.

Retail and the SME Sectors

Retail and the Small and Medium Enterprise (SME) sectors are vitally important to the local economy which has been particularly affected by the economic slowdown. The following provisions are specifically aimed at supporting small business including retail:

- A fund of €1.2m has been set aside to ease the rates burden on small business paying rates of less than €10,000 subject to payment of rates prior to 31st July and participation in the economic profiling exercise. Final details will issue with the rate demands.
- While the transport SPC has not completed its deliberations on the review of car-parking a sum of €250,000 has been provided to underwrite a more favourable car parking pricing regime.
- A sum of €10,000 is provided to support a shop local campaign.
- Working with the business support unit it is proposed to establish retail support forums throughout the county and €20,000 has been provided in this regard. The establishment of local forums supported by this council will create opportunities for information sharing across a range of issues including promotion, E-commerce, illegal trading etc.

These supports are in addition to the detailed village's revitalisation programme which is outlined below. In total an additional €2.2m has been provided in the interests of economic development and business support.

Villages Programme

The Villages Programme is central to this Council's business support, heritage, tourism and economic development strategies. Significant work has been undertaken during the year to inform this programme including a detailed SWOT analysis of the public realm and aesthetic appearance of each of the villages. The essence of the overall project is to embark on a multi annual programme of works aimed at presenting the county's villages in their best light, making them focal points of our communities and promoting their continued economic development. While the full details of the programme will be presented to members early in the new year the following financial provisions have been made to support the initiative:

- €2m has been ring-fenced in the current public realm and roads budgets for ongoing operation and maintenance including street cleaning, grass cutting, road maintenance, public lighting, footpath improvements etc.
- €5m has been set aside in the Capital Programme to support showcase projects in each of the villages.
- A specific public realm improvements fund is being created with an initial budget of €1m provided directly from this budget. This is targeted at civil works such as hard landscaping, other landscaping, street furniture and signage provision and the elimination of clutter.

- €100,000 has been provided to support a shop front grant scheme and coordinated painting programmes involving multiple properties.
- €75,000 has been provided for heritage, tourism and village identity signage.
- €60,000 has been provided to support the Tidy Town groups in their efforts including the preparation of plans, study visits and direct support for raw materials. Their plans will be aligned to the overall village improvement plans.
- €50,000 has been provided to complete the roll out of WIFI to all villages.
- €50,000 is included to further develop a festivals and events programme.

To give appropriate impetus and focus to this programme dedicated staff will be assigned to its delivery in the New Year.

Working With Communities

The community budget which is detailed hereafter in Division F and elsewhere is testament to the continued emphasis this Council places on community development and involvement. The range of programmes in the areas of arts, libraries, sport and recreation, social inclusion and integration, education, policing, environmental awareness, tidy towns, festivals and events, allotments, volunteerism, children's services, school meals and supports to the elderly are all vital to the active engagement of communities in the interests of improving their quality of life.

The continued focus of the Council working in partnership with communities will be to ensure maximum involvement in all aspects of Council services in the interest of promoting shared responsibility and pride of place. A particular theme for the forthcoming year will be health and wellbeing. In particular this objective will be pursued through the sports programmes, the Social Inclusion Office, arts and libraries, our estate management programmes and our children and elderly services and Joint Policing Committee structures. A specific programme of activities and events around this theme will be drawn up early in 2014.

While the County is well served with community type infrastructure provision is made in the capital programme for further investment in this area. Of particular interest for 2014 are plans for the development of a new library in North Clondalkin and the development of a comprehensive programme of community playground provision over 5 years. Subject to agreement on locations it is hoped to provide circa. 40 such playgrounds over this period and a specific provision of €500,000 has been made in the budget for this purpose.

Local Government Reform

Members are aware of the efficiency agenda pursued by the organisation in recent years which is ongoing and reflected in this budget through savings to be made in the areas of procurement, shared services and ICT improvements.

A dedicated Procurement Unit has been established which will seek to maximise savings in this area through the use of national and regional procurement frameworks, increased use of Low Value Purchase (LVP) cards and electronic transactions and the rationalisation of depot arrangements.

This Council is a lead authority on a number of shared service initiatives including Fix Your Street, accounts payable, the new library system and will continue to avail of other national shared service initiatives as they are rolled out, such as shared payroll and treasury management.

Our ICT Department is working with Dublin City Council on the development of an E-Planning System and Fingal County Council on the development of a Knowledge Management System.

The continued need for savings to create financial headroom for new programmes has influenced my decision

to accept in excess of 70 applications for voluntary redundancy which will yield payroll savings of €2.4m in 2014. This process will be accompanied by a Workforce Planning and Restructuring Programme to ensure the more structured distribution of workload and greater synchronisation of service and complimentary work areas.

Provision has been made for the establishment of the LEO and the Local Community Development Committee (LCDC) which are important components of the implementation of Putting People First during 2014. In addition, Members have agreed accommodation arrangements and business processes to accommodate an enlarged council of 40 Members following the Local Elections in May. The structural adjustments in terms of the Council Chamber and meeting rooms etc. have been kept to a minimum and are estimated to cost €60,000.

The transition to Irish Water will be facilitated by legislation later this year and thereafter by a 12 year service level agreement with each local authority. The budget for 2014 envisages an agreed service plan to be carried out by SDCC on behalf of Irish Water very similar to that undertaken in 2013.

Given the unprecedented nature and scale of reform and change taking place organisationally and within the sector I want to sincerely thank all staff for their proactive engagement on these issues.

Likewise these changes have been strongly supported by you the elected members and I want at this stage as you consider the final Budget of your current term to thank and compliment you for your support and guidance.

As indicated earlier the Budget has been prepared in consultation with the CPG and has involved staff at every level but especially Clodagh Henehan, Head of Finance and her team whom I want to thank particularly.

I believe the budget is positive in its pursuit of objectives which best represent the priorities of this county and its citizens at this time and I commend it to you for adoption.

Yours Sincerely

A handwritten signature in black ink, appearing to read 'Daniel Mc Loughlin', with a large, stylized flourish at the end.

Daniel Mc Loughlin
County Manager

Prescribed Period of Budget 2014

The Minister for the Environment, Community and Local Government has determined the period 24 November, 2013 to 13 January, 2014 as the prescribed period for County Councils for the holding of the 2014 Budget Meeting. The statutory Budget Meeting will be held on 12th December, 2013 and as the Budget must be adopted within a period of 21 days commencing on that date, the final date for the adoption of the Budget is the 1st of January, 2014. The Draft Budget has been prepared in the format prescribed by the Department of the Environment, Community and Local Government.

Corporate Policy Group

The Corporate Policy Group discussed the Draft Budget at meetings held on 11th November 2013 and 2nd December 2013.

Financial Context

The 2014 Budget

This Budget is based on the following assumptions:

- A Local Government Fund allocation will not be made to South Dublin County Council for 2014.
- Irish Water will incur and fund the costs of water services in 2014 with the exception of some costs associated with surface drainage and flood alleviation.
- The Council will deliver a water service on behalf of Irish Water in 2014 and the costs incurred by the council will be recouped via a service level agreement with Irish Water.
- The Non Principal Private Residence charge will no longer apply to properties in 2014.
- A Local Enterprise Office will be established in 2014 to succeed the County Enterprise Board and its services will be delivered by the Council via a service level agreement with Enterprise Ireland.
- The annual rate on valuation (ARV or rates multiplier) of 0.162 which has been in place since 2012 is proposed for adoption in respect of 2014.
- Payroll savings of €3.7M will be delivered in 2014.

The draft Budget for 2014 provides for total expenditure of €217.3M and anticipates income of €91.9M from a range of services and sources including rents, fees, charges, loan repayments, grants and recoupments. The balance of €125,796,000 will be funded from a combination of commercial rates and pension related deductions from staff remuneration.

<i>Division</i>	<i>BUDGET 2014</i>	<i>BUDGET 2013</i>
Housing and Building	€55,539,400	€54,750,900
Road Transport & Safety	€27,094,000	€25,754,100
Water Services	€12,846,600	€32,350,800
Development Management	€14,416,300	€12,127,300
Environmental Services	€42,801,200	€42,975,000
Recreation and Amenity	€31,187,100	€31,190,900
Agriculture, Education, Health & Welfare	€5,471,700	€6,254,200
Miscellaneous Services	€27,965,900	€25,149,500
Grand Total	€217,322,200	€230,552,700

Commercial Rates

Commercial rates will provide income of €122,796,000 in 2014.

The draft budget has been prepared on the basis that the ARV for 2014 will be unchanged at 0.162 in 2014. The ARV has not increased since 2009 and during the period 2009 to 2012 the ARV was reduced by 5%, at a time when inflation increased by 3.4%.

<i>Annual Rates Billing Bands</i>	<i>Commercial Rates 2013</i>	<i>No of Accounts</i>	<i>% of Ratepayers in this Category</i>	<i>Average Annual Cost per Ratepayer</i>
€0 to €1K	€253,297	401	6%	€632
€1K to €3K	€2,805,407	1,400	21%	€2,004
€3K to €5K	€5,377,766	1,365	20%	€3,940
€5K to €10K	€11,132,381	1,565	23%	€7,113
€10K to €50K	€33,041,611	1,535	23%	€21,525
€50K to €100K	€18,431,920	277	4%	€66,541
€100K to €500K	€27,260,909	151	2%	€180,536
€500K to €1M	€8,926,049	13	0%	€686,619
> €1M	€15,570,955	6	0%	€2,595,159
Total	€122,800,296	6,713	100%	

Out-turn 2013

The financial budget has been monitored over the course of 2013 in line with good practice and to comply, as far as possible with the restrictions imposed by circular Fin. 03/2009 and extended by circular Fin. 03/2010. Three significant items have however affected the 2013 out-turn and these include:

- the introduction of a voluntary redundancy scheme in the second half of 2013.
- a supreme court decision affecting commercial rates paid by a single account during the period 2005 to mid 2008.
- local property tax affecting social housing which was introduced subsequent to the adoption of the budget.

The voluntary redundancy scheme is projected to incur costs totalling €3M and is based on 72 approved applications from employees. The redundancy scheme will provide payroll savings of €2,400,000 approx. in 2014.

The Council owns 9,020 residential properties which incurred local property tax of €404,200 in 2013. This tax has been included in Division A Housing and Building in the revised out-turn.

Irish Water

The government has proposed legislation to transition the delivery of Water Services from local government to Irish Water on the 1st of January 2014 and the proposed budget has been prepared in this context. As the Council will continue to deliver water services in South Dublin on behalf of Irish Water, provision has been made for a continuation of costs associated with the service. A range of significant payments including payments to Dublin City Council and commercial rates will be paid directly by Irish Water and this has resulted in a reduction in overall expenditure of approximately €21,000,000 in 2014.

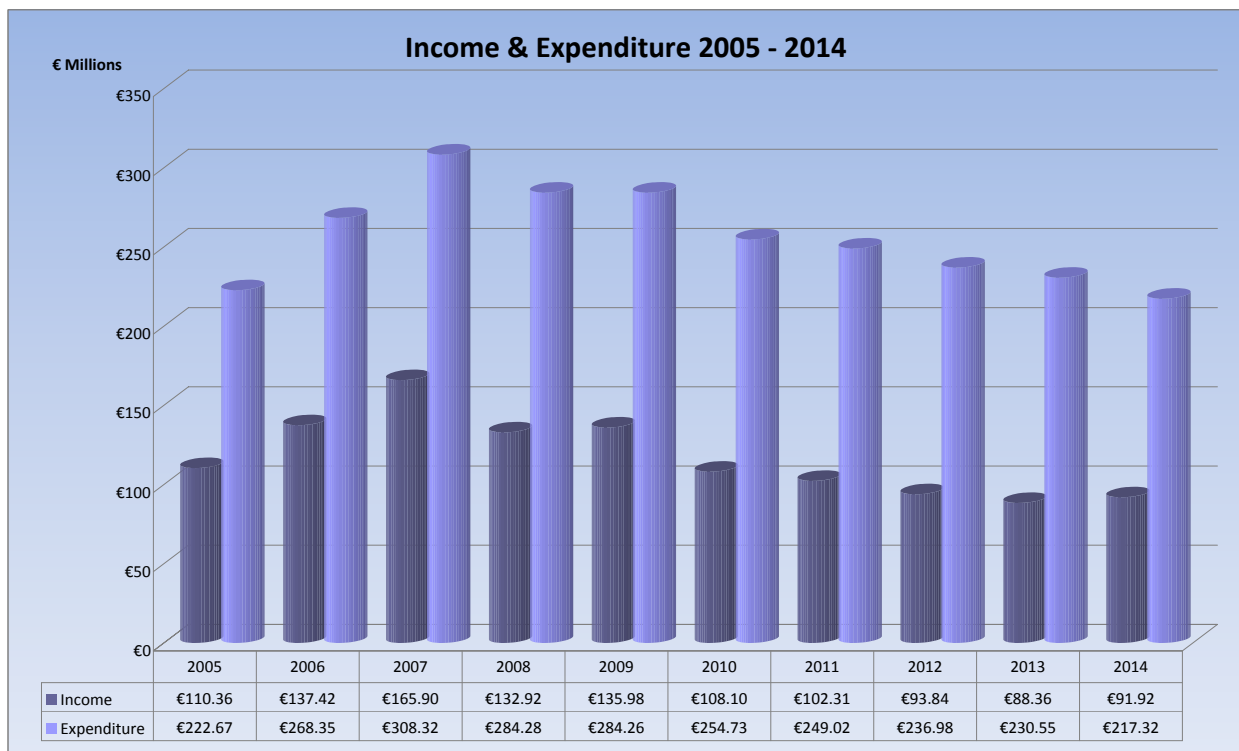
Payroll

Revenue Payroll and Staff Costs are projected to reduce to €56.8M in 2014 and will represent 26% of budgeted costs. An adjustment in the treatment of the Community Employment Scheme (CES) payroll in 2014 of €1.7M is now reflected in Agency Services, as opposed to Payroll and Staff Costs in 2013. Savings of €3.7M have been found since 2013 from a range of initiatives including reduced payments to staff following implementation of the Haddington Road Agreement, the ongoing impact of a staff recruitment embargo introduced in 2009, savings delivered by restructuring working arrangements and the recent voluntary redundancy scheme.

Table of Expenditure & Income Budget 2014/Budget 2013

<i>Divisions</i>	<i>Budget Expenditure 2014</i>	<i>Budget Expenditure 2013</i>	<i>Budget Income 2014</i>	<i>Budget Income 2013</i>
<i>Housing & Building</i>	€55,539,400	€54,750,900	€52,079,700	€51,063,300
<i>Road Transport & Safety</i>	€27,094,000	€25,754,100	€6,329,100	€6,277,300
<i>Water Services</i>	€12,846,600	€32,350,800	€11,816,000	€7,355,400
<i>Development Management</i>	€14,416,300	€12,127,300	€3,028,000	€1,903,300
<i>Environmental Services</i>	€42,801,200	€42,975,000	€9,055,200	€9,315,500
<i>Recreation & Amenity</i>	€31,187,100	€31,190,900	€4,787,600	€4,818,900
<i>Agriculture, Education, Health & Welfare</i>	€5,471,700	€6,254,200	€3,875,400	€4,602,200
<i>Miscellaneous Services</i>	€27,965,900	€25,149,500	€947,200	€3,026,000
Total	€217,322,200	€230,552,700	€91,918,200	€88,361,900

Income and Expenditure from Divisions 2005-2014



Sources of Expenditure Comparison with Previous Year

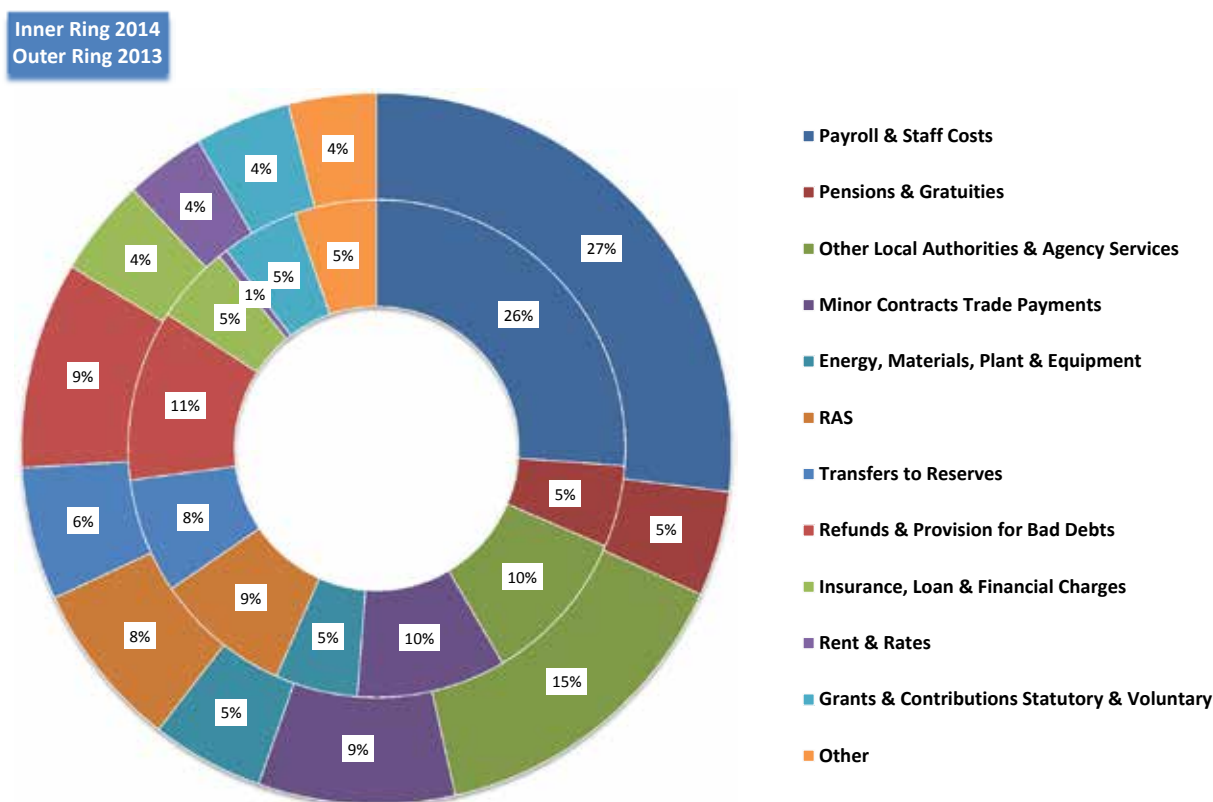


Table of Sources of Expenditure 2014/2013

Sources of Expenditure	Budget 2014	Budget 2013	2014 %	2013 %
Payroll & Staff Costs	€56,819,800	€62,180,400	26.1%	27.0%
Pensions & Gratuities	€11,512,500	€10,970,400	5.3%	4.8%
Other Local Authorities & Agency Services	€21,957,000	€33,919,600	10.1%	14.7%
Minor Contracts Trade Payments	€21,088,800	€20,641,100	9.7%	9.0%
Energy, Materials, Plant & Equipment	€11,637,150	€11,806,800	5.4%	5.1%
RAS	€19,238,000	€17,451,800	8.9%	7.6%
Transfers to Reserves	€16,255,100	€13,904,400	7.5%	6.0%
Refunds & Provision for Bad Debts	€24,226,700	€21,747,400	11.1%	9.4%
Insurance, Loan & Financial Charges	€10,850,300	€10,208,200	5.0%	4.4%
Rent & Rates	€1,285,900	€8,430,100	0.6%	3.7%
Grants & Contributions Statutory & Voluntary	€10,862,400	€10,048,400	5.0%	4.4%
Other	€11,588,550	€9,244,100	5.3%	4.0%
Total	€217,322,200	€230,552,700	100%	100%

Sources of Income Comparison with Previous Year -

Adjusted for Provisions for Rates Vacant Properties, Write Offs and Refunds

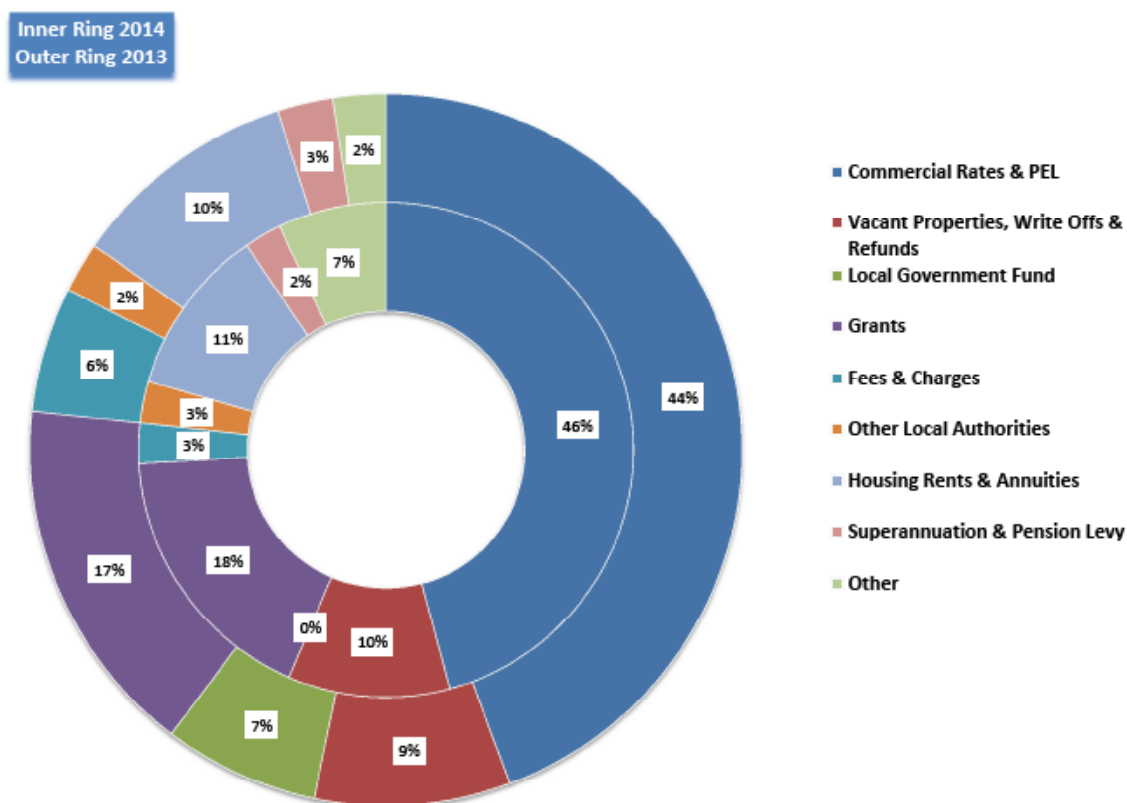


Table of Sources of Income 2014/2013

Sources of Income	Budget 2014	Budget 2013	2014 %	2013 %
Commercial Rates & PEL	€99,823,500	€102,234,700	45.9%	44.3%
Vacant Properties, Write Offs & Refunds	€22,976,900	€20,499,300	10.6%	8.9%
Local Government Fund	€0	€16,285,300	0.0%	7.1%
Grants	€38,527,700	€37,896,500	17.7%	16.4%
Fees & Charges	€5,757,900	€13,149,500	2.6%	5.7%
Other Local Authorities	€5,932,800	€5,259,600	2.7%	2.3%
Housing Rents & Annuities	€23,959,000	€23,868,800	11.0%	10.4%
Superannuation & Pension Levy	€5,315,300	€5,825,700	2.4%	2.5%
Other	€15,421,200	€5,533,300	7.1%	2.4%
Total	€217,714,300	€230,552,700	100%	100%

Other Income	Budget 2014	Budget 2013	2014 %	2013 %
NPPR / Irish Water	€11,758,900	€2,445,400	76.3%	44.2%
Transfer from Reserves	€840,200	€364,500	5.4%	6.6%
Other	€2,822,100	€2,723,400	18.3%	49.2%
Total	€15,421,200	€5,533,300	100%	100%

DIVISIONAL PREAMBLES

2014

Division A – Housing and Building

- The sum of €11,160,700 is provided for the Maintenance of 9,093 units (Including Traveller Accommodation).
- There is funding of approximately €950,000 for the Windows and Doors Programme in 2014. The Fabrication and Retrofitting Energy Schemes from the DoECLG and SEAI are anticipated to provide for improved energy ratings for over 1,000 units in 2014.
- €19,390,000 is anticipated in rent income in 2014. The average rent charged per week is €42.53. The Cost of Collection is €1,343,800.
- 10,123 live accounts (Including RAS & Leasing).
- There is a provision for Estate Management Service minor works of €175,000 and an Anti Social Service work programme of €120,000
- Insurance Costs for the Housing Department is €1,330,800.
- The provision for Homeless Unit Costs in 2014 is €793,696 mainly for the presentation and placement service.
- The expenditure on management of Leasing and RAS units for Social Housing Procurement is €22,331,500 with matching income.
- Loan charges paid to the HFA on House Purchase Loans of €1,609,800 with a matching income.
- There is a provision of €1,627,300 for the Housing Grants 80% of which is funded by the DoECLG.
- There is provision to increase the number of inspections for compliance with standards for Private Rented Dwellings Provision in 2014 to over 2,500 with a estimated grant income of €315,000.

Division B – Road Transport and Safety

Projected expenditure for 2014 shows an increase of 5% over 2013 while the income level remains the same at €6.3 million, total expenditure is €27.1 million.

- Work commenced on the Newlands Cross Upgrade on the 1st of May 2013 and will continue throughout 2014 with a completion date in 2015. It is a National Roads Authority PPP contract with Bam Civil Engineering carrying out the works.
- Responsibility for maintenance and upgrade of the National Primary Roads in 2014 will rest with the NRA.
- €132,099 - General and Winter Maintenance costs.
- A total of 64 roads had works undertaken as part of the 2013 programme with 19 Restoration Improvement Grant Schemes included. Total spend €4,366,000.
- Footpath programme will continue in 2014 with a budget provision of €450,000.
- Funding to support the Village Initiative Programme has been identified within some directorates with a budget of €900,000 being provided in Division B. This is made up of €250,000 from the footpath programme, €100,000 from the public lighting structural repair budget and €95,000 from the general maintenance budget 2014, €469,000 from the Public Realm budget has also been committed.
- €1,302,000 for maintenance and upgrade.
- €2,516,500 for energy bills.
- €275,000 for replacement PL columns (€100,000 to be utilised on the Village Initiative).

The following projects are planned for 2014:

- Access to the Basketball Arena (multi modal) - €750,000.
- Phase 2 Tallaght to Templeogue cycle track - €700,000.
- N81 Cycling, Walking and Bus Facilities N82 to Fortunestown - €700,000.
- Implementation of the RSA Road Safety Strategy 2013-2020.
- As part of the Council's road safety activities school warden services are provided at 93 school crossing points throughout the County. In addition cycle training is provided to 2,000 national school children.
- The introduction of pay for your parking via mobile phone has been advanced in collaboration with the other Dublin Local Authorities and brought online in August

2013.

- As part of the support for business initiative, proposals from the Transportation SPC in relation to paid parking are being examined.

In 2014 planning and design and construction of the following schemes will be advanced subject to our applications for funding being granted :

- Nangor Road Improvement Scheme - €100,000.
- Greenhills Road Re-Configuration - Ballymount to Robinhood Link Road €500,000.
- Knocklyon Road - €100,000.
- R120 (Lucan – Newcastle Road) - €3,250,000.

Division C – Water Services

The Budget provision for Division C for 2014 reflects the establishment of Irish Water and provides a budget for the continued provision of water and waste water services within agreed protocols under a Service Level Agreement.

The 2014 budget does not provide for costs associated with the purchase and discharge of water as these costs will be paid directly by Irish Water.

Of the €12.8 million expenditure budget set out in Division C, €11.8 million will be recoupable from Irish Water under a Service Level Agreement.

The Statutory responsibilities remaining with the Local Authority beyond January 2014 are:

- Surface Water Drainage
- Flood Management
- River Basin Management
- Major Emergency Management

The following schemes will be advanced during 2014 subject to funding:

- Ballycullen Stream Flood Alleviation
- Dodder river bank repairs
- Poddle Flood Alleviation Scheme

The overall expenditure budget for this component of Division C - Surface Water/Flood Management is €1,030,000 for 2014.

- The Eastern Catchment Flood Risk Assessment and Management (CFRAM) study includes the Liffey, Griffeen, Camac and Poddle rivers. The CFRAM report for the Camac and the Poddle is near completion.
- Flood mapping for the Liffey and Griffeen will be carried out in 2014 with final reports due in 2015.
- The Dodder Catchment Flood Risk Assessment and Management (CFRAM), which has been completed, has provided flood mapping and a programme of measures including flood alleviation works on the Whitechurch Stream.

Division D - Development Management

The expenditure set out below is mainly payroll.

- Provision for Development Plan (must commence before September 2014), Review/ adoption of Strategic Development Zones (SDZ) & Local Area Plans (LAP) (Adamstown and Ballycullen under consideration and Clonburris to commence in 2014), Heritage Plan and other non-statutory plans and studies.
- Management of the Planning application processes. Planning fee income projected at €525,000 in 2014, significantly increased from 2013 budget of €400,000.
- Management of the planning enforcement procedures.
- Management of Council's Assets and Land Bank including acquisitions and disposals. In 2014 the objective will be to maximise business opportunities from Council's land bank, particularly Grange Castle Business Park.
- There is a provision of €200,000 for the promotion of Tourism and contributions to marketing.
- There is a provision of €55,200 provided for the Social Inclusion workplan for 2014 and an income of €47,200.
- Inspections & Taking in Charge of private developments.

Implementation of the Councils Economic Strategy including :

- Supporting new and existing Business through Local Enterprise Office (LEO).
- Business support and development programme with the South Dublin Chamber.
- Retail supports.
- National and international marketing.
- Management of Council Property & Grazing & Tillage Lettings.
- Ensuring the protection and enhancement of the county's natural and built environment.
- Acquisition of School Sites in accordance with the Memorandum of Understanding between the Department of Education & Science and the City and County Managers Association (CCMA).

NB : Please note that the National Transport Authority funded projects are now being dealt with on a multi annual basis through the Capital account.

Division E - Environmental Services

Overall expenditure within this Division shows a reduction of 1.5% while income shows a reduction of 9% resulting in an increased deficit of €205,000.

- Expenditure on Landfill Operations is projected to fall by approximately €500,000 in 2014 with a commensurate reduction in income from the contribution of the other Dublin Local Authorities to those costs. The provision of transfers to provide an Aftercare Fund is continued at €2,250,000 in 2014.
- The costs of operating the Ballymount Civic Amenity are expected to continue at €1,934,800 while overall income is projected to remain at €1,300,000.
- The Street Cleaning Programme funding is maintained at €6,402,200. This funding is being re-categorised in line with the re-organisation of Work Programmes and prioritisation of funding to Villages as set out in the Manager's Statement. The funding is allocated as follows:

Cleansing/Illegal Dumping. €1,366,000
Street Sweeping. €2,260,000

Village Maintenance. €1,756,000
Estate Cleaning Programme. €730,000
Litter Bin Programme €336,000

- Budgeted Expenditure on Burial Grounds Maintenance is maintained at €1,390,000.
- An increase in funds available for direct intervention at Derelict Sites has been provided in line with the Manager's Budget Statement and the renewed focus on the issue.
- This Council's contribution to the cost of the Fire Service provided by Dublin City Council is projected to increase by €400,000.
- A reduction of €284,000 in expenditure on Water Quality monitoring is reflected in a reduction in income of €337,000. These changes arise because of the transfer of expenditures and recoupment to Irish Water.

Division F - Recreation and Amenity

- Provision has been made for maintenance of the fabric of the library buildings with particular attention on the listed Carnegie buildings in Clondalkin and Whitechurch and for continued improvements to be made to the accessibility of services both in terms of physical access and virtual access.
- The Council's Red Line Book Festival will continue with the aim to establish it as the principal book festival in the County.
- Provision has been made to develop Age Friendly County programming.
- The Council will continue to provide support for business through information services, online resources including Zinio, free internet access, online newspapers, Back to Work support group, start your own business information sessions and IE Network Business Meetings - Innovation Enterprise Network and by holding a Business Month.
- Provision has been made to continue to organise the Children's Book Festival and Teen Week and our Mobile Library service is timetabled to visit schools each week.
- We will continue to mark the Decade of Commemoration and our school pack "Riots, Rifles and Rebels" will be further updated.
- Provision has been made to support

homework clubs and to provide CoderDojo sessions.

- We plan to update our public access PC's in the County Library.
- We will complete the Historical Walks apps to tie in with the villages initiative.
- We will support and contribute to the national Library Management System (LMS) project.
- We plan to organise a South Dublin History Festival.
- The budget for the purchase of books has been maintained at €770,000.
- Maintenance and operation of Grange Castle Golf Course is provided for with expenditure of €833,900 partially offset against income of €563,200 which has continued to decline.
- General Maintenance of the Public Realm is projected to cost €12,149,400. This funding is being re-categorised in line with the re-organisation of Work Programmes and prioritisation of funding to Public realm improvements as set out in the Manager's Statement. The funding is allocated as follows:

Grass Cutting Programme	€2,800,000
Tree/Hedge Cutting Programme	1,600,000
Public Realm/Parks Management & Improvement	1,400,000
Landscaping & Improvement Works.	€920,000
Weed Control	€480,000
Leisure facility & Playground Maintenance	€720,000
Playground Provision & Improvement	€500,000

- The Community Development Grants, Arts Grants and Contributions provision for 2014 is €307,000 and a provision of €115,000 towards festivals and events including summer projects and family days.
- There is provision of €1,545,000 for the FAS Schemes and this is matched by Income.
- There is a provision for funding for Sports Partnership and Sports Initiatives/ Programmes including contributions towards FAI, Leinster Branch IRFU and Leinster Cricket Federation Development Officers and Programmes and the addition of the GAA and Dublin County Board of €329,000. The net provision for the Management and Maintenance of Tallaght Stadium is €110,000.

- Funding for Arts Activities including Youth Arts, the NOISE Festival, Film, Dance and Music Programmes for 2014 is €203,000.
- The provision towards the Maintenance, Support and upkeep of Sports and Leisure and Community Facilities is €214,500 while the provision for Subventions to Outside Bodies including the four Schools Sports Halls and Tallaght Community School Swimming Pool is €222,000. The provision for subventions to Facilities including Rua Red and Civic Theatre is €758,100.

Division G - Agriculture, Education, Health and Welfare

- Expenditure on Veterinary Services is maintained at €1,498,600 and includes expenditure on Food Safety & Standards at €357,000, Control of Dogs at €407,000 and Control of Horses at €437,000. Income is recouped from the Food Safety Authority of Ireland (FSAI) (€355,000), Income from Dog Licensing/Fines (€212,000) and the Department of Agriculture (€190,000) totalling €802,700.
- All new higher education grants administered through Student Universal Support Ireland (SUSI).
- 19.6% reduction - 481 applications for review for Academic Year 2013 - 2014.
- The value of grant awards fully recouped from the Department of Education and Skills but the Council bears the full cost of administering the scheme amounting to €154,800.
- There is a provision of €203,500 to continue the school meals programme in 24 schools.
- There is a provision of €30,000 for the contribution towards sports and educational bursaries.

Division H – Miscellaneous Services

- Draft Register of Electors 2014/15 published on 01/11/2013 with 184,319 electors registered to vote. The Register will come into force on 15/02/2014 and will remain in force for all elections and referenda held within the period up to 14/02/2015.
- Provision made for holding of Local Elections in May 2014. The costs associated with the plebiscite for the Directly Elected Mayor for Dublin are also provided for. The income represents a transfer from capital reserves previously provided.

South Dublin County Council

Comhairle Contae Átha Cliath Theas

DRAFT

Statutory Budget 2014

It should be noted that, because of the level of detail involved in the apportionment of Service Support Costs, rounding issues may be a feature in some of the tables. These have no material affect and do not impact on the overall budget figures.

TABLE A - CALCULATION OF ANNUAL RATE ON VALUATION FOR THE FINANCIAL YEAR 2014						
South Dublin County Council						
Summary by Service Division	Expenditure €	Income €	Estimated Net Expenditure 2014 €	%	Estimated Outturn 2013 Net Expenditure €	%
Gross Revenue Expenditure and Income						
A Housing and Building	55,539,400	52,079,700	3,459,700	2.8%	4,353,500	
B Road Transport & Safety	27,094,000	6,329,100	20,764,900	16.6%	19,808,500	
C Water Services	12,846,600	11,816,000	1,030,600	0.8%	24,543,000	
D Development Management	14,416,300	3,028,000	11,388,300	9.1%	10,099,100	
E Environmental Services	42,801,200	9,055,200	33,746,000	26.9%	33,844,700	
F Recreation and Amenity	31,187,100	4,787,600	26,399,500	21.1%	26,696,500	
G Agriculture, Education, Health & Welfare	5,471,700	3,875,400	1,596,300	1.3%	1,551,300	
H Miscellaneous Services	27,965,900	947,200	27,018,700	21.5%	21,772,200	
	217,322,200	91,918,200	125,404,000	100.0%	142,668,800	
Minus County Charge			-		-	
Provision for Debit Balance			392,000		-	
ADJUSTED GROSS EXPENDITURE AND INCOME			125,796,000		142,668,800	
Provision for Credit Balance			-		-	
Local Government Fund / General Purpose Grant			-		-	
Pension Levy Deduction			3,000,000		-	
SUB - TOTAL			3,000,000		-	
AMOUNT OF RATES TO BE LEVIED			122,796,000			
NET EFFECTIVE VALUATION			758,000,000			
GENERAL ANNUAL RATE ON VALUATION			.162			

Table B: Expenditure and Income for 2014 and Estimated Outturn for 2013										
Division and Services	2014				2013					
	Expenditure		Income		Expenditure		Income			
	Adopted by Council €	Estimated by Manager €	Adopted by Council €	Estimated by Manager €	Adopted by Council €	Estimated Outturn €	Adopted by Council €	Estimated Outturn €	Adopted by Council €	
A Housing and Building										
A01 Maintenance & Improvement of LA Housing Units		13,046,100		20,311,300	13,221,700	13,516,100	20,646,800	20,341,700		
A02 Housing Assessment, Allocation and Transfer		-		-	-	-	-	-		
A03 Housing Rent and Tenant Purchase Administration		2,103,900		80,000	2,212,300	2,189,700	70,500	77,400		
A04 Housing Community Development Support		5,049,000		132,900	4,956,300	5,021,300	117,000	140,800		
A05 Administration of Homeless Service		1,163,200		560,500	1,176,400	1,233,200	526,900	568,000		
A06 Support to Housing Capital & Affordable Prog		4,902,600		2,804,400	6,752,200	6,054,500	4,349,200	3,814,300		
A07 RAS Programme		23,945,600		24,162,800	20,483,800	18,830,200	20,808,100	19,044,200		
A08 Housing Loans		2,648,600		2,457,400	2,972,600	2,750,700	2,606,600	2,465,400		
A09 Housing Grants		2,446,200		1,250,500	2,783,100	2,512,700	1,618,900	1,335,600		
A11 Agency & Recoupable Services		234,300		319,900	192,500	209,700	319,300	177,200		
A Division Total		55,539,500		52,079,700	54,750,900	52,318,100	51,063,300	47,954,600		

Table B: Expenditure and Income for 2014 and Estimated Outturn for 2013									
	2014					2013			
	Expenditure		Income			Expenditure		Income	
	Adopted by Council €	Estimated by Manager €	Adopted by Council €	Estimated by Manager €	Adopted by Council €	Estimated Outturn €	Adopted by Council €	Estimated Outturn €	
B Division and Services									
B Road Transport & Safety									
B01 NP Road - Maintenance and Improvement		268,900		204,500	247,800	338,200	168,300	266,500	
B02 NS Road - Maintenance and Improvement		132,000		88,200	60,000	293,200	57,300	267,700	
B03 Regional Road - Maintenance and Improvement		2,584,800		291,000	2,713,900	2,520,700	308,100	158,400	
B04 Local Road - Maintenance and Improvement		12,315,500		4,317,800	10,488,100	11,230,300	3,968,400	4,345,900	
B05 Public Lighting		4,659,000		319,500	4,383,400	4,502,300	377,400	318,500	
B06 Traffic Management Improvement		1,846,100		27,300	1,955,700	2,238,900	24,500	276,400	
B07 Road Safety Engineering Improvement		1,512,000		174,000	1,881,900	1,698,000	259,200	171,400	
B08 Road Safety Promotion & Education		1,368,400		65,200	1,431,900	1,382,800	58,300	62,900	
B09 Maintenance & Management of Car Parking		753,800		660,000	654,400	654,400	895,000	910,000	
B10 Support to Roads Capital Prog		1,642,000		89,500	1,934,500	1,923,900	78,800	86,000	
B11 Agency & Recoupable Services		11,400		92,000	2,500	11,500	82,000	122,000	
B Division Total		27,093,900		6,329,000	25,754,100	26,794,200	6,277,300	6,985,700	

		2014				2013			
		Expenditure		Income		Expenditure		Income	
		Adopted by Council €	Estimated by Manager €	Adopted by Council €	Estimated by Manager €	Adopted by Council €	Estimated Outturn €	Adopted by Council €	Estimated Outturn €
Division and Services									
C Water Services									
C01	Water Supply		6,267,800		6,268,000	11,528,500	11,632,900	2,734,500	3,190,200
C02	Waste Water Treatment		5,418,800		4,388,500	19,637,100	19,834,300	4,292,000	4,607,600
C03	Collection of Water and Waste Water Charges		466,500		466,200	548,000	485,700	27,500	30,000
C04	Public Conveniences		-		-	-	-	-	-
C05	Admin of Group and Private Installations		14,200		14,000	14,200	14,200	14,000	14,000
C06	Support to Water Capital Programme		654,300		654,300	646,200	641,400	116,100	205,700
C07	Agency & Recoupable Services		25,000		25,000	(23,200)	101,300	171,300	119,300
C	Division Total		12,846,600		11,816,000	32,350,800	32,709,800	7,355,400	8,166,800

Table B: Expenditure and Income for 2014 and Estimated Outturn for 2013

	2014				2013			
	Expenditure		Income		Expenditure		Income	
	Adopted by Council €	Estimated by Manager €	Adopted by Council €	Estimated by Manager €	Adopted by Council €	Estimated Outturn €	Adopted by Council €	Estimated Outturn €
D Division and Services								
D Development Management								
D01 Forward Planning		3,405,600		194,800	3,775,900	3,698,400	280,800	271,500
D02 Development Management		2,725,800		727,700	2,909,500	2,919,600	578,100	687,900
D03 Enforcement		966,000		95,600	934,900	883,800	91,300	94,200
D04 Industrial and Commercial Facilities		1,233,500		134,800	1,253,000	1,187,700	147,000	133,900
D05 Tourism Development and Promotion		230,500		70,000	230,500	218,500	70,000	115,000
D06 Community and Enterprise Function		994,800		222,400	986,000	1,162,900	275,200	305,600
D07 Unfinished Housing Estates		-		-	-	-	-	-
D08 Building Control		679,600		103,400	678,400	670,500	97,600	100,100
D09 Economic Development and Promotion		2,964,500		947,000	172,600	177,600	-	-
D10 Property Management		1,170,200		326,800	1,160,700	1,250,700	322,900	337,900
D11 Heritage and Conservation Services		25,700		40,400	25,800	8,800	40,400	28,400
D12 Agency & Recoupable Services		20,000		165,000	-	35,000	-	40,000
D Division Total		14,416,200		3,027,900	12,127,300	12,213,500	1,903,300	2,114,500

Table B: Expenditure and Income for 2014 and Estimated Outturn for 2013

	2014				2013			
	Expenditure		Income		Expenditure		Income	
	Adopted by Council €	Estimated by Manager €	Adopted by Council €	Estimated by Manager €	Adopted by Council €	Estimated Outturn €	Adopted by Council €	Estimated Outturn €
E Division and Services								
E Environmental Services								
E01 Landfill Operation & Aftercare		7,895,500		4,896,300	8,038,400	8,412,100	4,892,900	5,427,200
E02 Recovery and Recycling Facilities Operations		2,551,800		1,384,900	2,447,100	2,498,000	1,549,300	1,384,700
E03 Waste to Energy Facilities Operations		725,000		-	725,000	725,000	-	-
E04 Provision of Waste to Collection Services		2,241,800		502,900	2,379,300	2,374,300	437,900	569,200
E05 Litter Management		1,477,700		267,100	1,625,000	1,625,100	261,000	265,000
E06 Street Cleaning		6,402,200		237,500	6,328,400	6,492,600	209,100	233,000
E07 Waste Regulations, Monitoring and Enforcement		1,361,100		287,200	1,270,700	1,256,700	282,700	315,700
E08 Waste Management Planning		-		-	-	-	-	-
E09 Maintenance of Burial Grounds		1,393,100		902,400	1,646,500	1,505,600	1,057,300	900,300
E10 Safety of Structures and Places		437,200		10,000	433,400	422,200	8,800	9,600
E11 Operation of Fire Service		17,780,400		140,000	17,290,400	17,486,500	180,000	180,000
E12 Fire Prevention		-		-	-	-	-	-
E13 Water Quality, Air and Noise Pollution		535,400		427,000	790,800	783,100	436,500	451,700
E14 Agency & Recoupable Services		-		-	-	-	-	-
E Division Total		42,801,200		9,055,300	42,375,000	43,581,200	9,315,500	9,736,400

Table B: Expenditure and Income for 2014 and Estimated Outturn for 2013

	2014			2013		
	Expenditure		Income	Expenditure		Income
	Adopted by Council €	Estimated by Manager €	Adopted by Council €	Adopted by Council €	Estimated Outturn €	Adopted by Council €
F Division and Services						
F Recreation and Amenity						
F01 Leisure Facilities Operations		1,292,200		1,249,900	1,263,300	655,200
F02 Operation of Library and Archival Service		9,209,000		9,557,000	9,646,000	573,800
F03 Outdoor Leisure Areas Operations		12,149,400		11,647,000	11,938,700	432,700
F04 Community Sport and Recreational Development		7,240,900		7,397,000	7,222,500	3,081,200
F05 Operation of Arts Programme		1,295,600		1,340,000	1,389,300	76,000
F06 Agency & Recoupable Services		-		-	-	-
F Division Total		31,187,100		31,190,900	31,459,800	4,818,900
						4,763,200

Table B: Expenditure and Income for 2014 and Estimated Outturn for 2013

	2014				2013			
	Expenditure		Income		Expenditure		Income	
	Adopted by Council €	Estimated by Manager €	Adopted by Council €	Estimated by Manager €	Adopted by Council €	Estimated Outturn €	Adopted by Council €	Estimated Outturn €
Division and Services								
G Agriculture, Education, Health & Welfare								
G01 Land Drainage Costs		-		-		-		-
G02 Operation and Maintenance of Piers and Harbours		-		-		-		-
G03 Coastal Protection		-		-		-		-
G04 Veterinary Service		1,498,600		802,700		1,424,800		809,900
G05 Educational Support Services		3,973,100		3,072,700		4,725,300		3,792,300
G06 Agency & Recoupable Services		-		-		-		-
G Division Total		5,471,700		3,875,400		6,254,200		4,602,200
						6,150,100		4,598,900

Table B: Expenditure and Income for 2014 and Estimated Outturn for 2013

Division and Services	2014				2013			
	Expenditure		Income		Expenditure		Income	
	Adopted by Council €	Estimated by Manager €	Adopted by Council €	Estimated by Manager €	Adopted by Council €	Estimated Outturn €	Adopted by Council €	Estimated Outturn €
H Miscellaneous Services								
H01 Profit & Loss Machinery Account		65,500		65,400	55,600	63,800	55,600	63,800
H02 Profit & Loss Stores Account		-		-	-	-	-	-
H03 Administration of Rates		25,043,400		268,400	23,191,900	23,996,500	371,300	464,700
H04 Franchise Costs		627,100		201,100	342,000	341,800	8,900	14,200
H05 Operation of Morgue and Coroner Expenses		450,200		-	450,200	450,200	-	-
H06 Weighbridges		-		-	-	-	-	-
H07 Operation of Markets and Casual Trading		100		-	100	100	-	-
H08 Malicious Damage		29,600		29,600	29,600	29,600	29,600	29,600
H09 Local Representation & Civic Leadership		1,722,500		282,500	1,008,300	1,030,900	-	-
H10 Motor Taxation		-		-	-	-	-	-
H11 Agency & Recoupable Services		27,600		100,200	71,800	81,800	2,560,600	3,650,200
H Division Total		27,966,000		947,200	25,149,500	25,994,700	3,026,000	4,222,500
Overall Total		217,322,200		91,918,000	230,552,700	231,221,400	88,361,900	88,552,600

Table D

ANALYSIS OF BUDGET 2014 INCOME FROM GOODS AND SERVICES

	2014	2013
Source of Income	€	€
Rents from houses	22,110,100	21,958,000
Housing Loans Interest & Charges	1,848,900	1,910,800
Parking Fines & Charges	680,000	925,000
Commercial Water	-	6,106,600
Domestic Waste Water	-	-
Commercial Waste Water	-	579,000
Irish Water	11,758,900	-
Planning Fees	627,000	490,000
Sale/leasing of other property/Industrial Sites	644,800	508,200
Domestic Refuse Charges	-	-
Commercial Refuse Charges	-	-
Landfill Charges	-	-
Fire Charges	140,000	180,000
Recreation/Amenity/Culture	530,000	615,000
Library Fees/Fines	135,000	130,000
Agency Services & Repayable Works	88,500	94,500
Local Authority Contributions	5,781,600	5,259,600
Superannuation	2,315,300	2,554,500
NPPR	-	2,445,400
Other income	6,780,400	6,709,100
Total Goods and Services	53,440,500	50,465,700

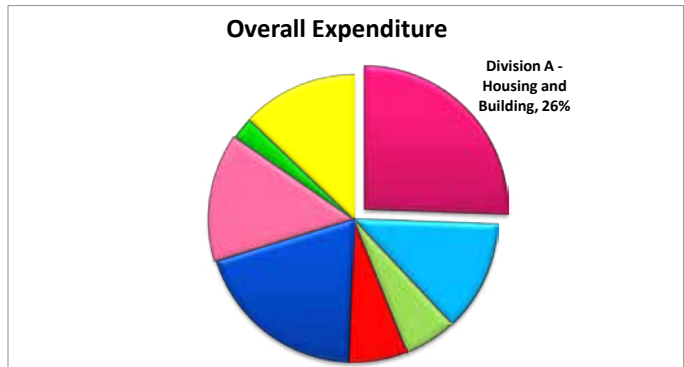
Table E

ANALYSIS OF BUDGET 2014 INCOME FROM GRANTS AND SUBSIDIES

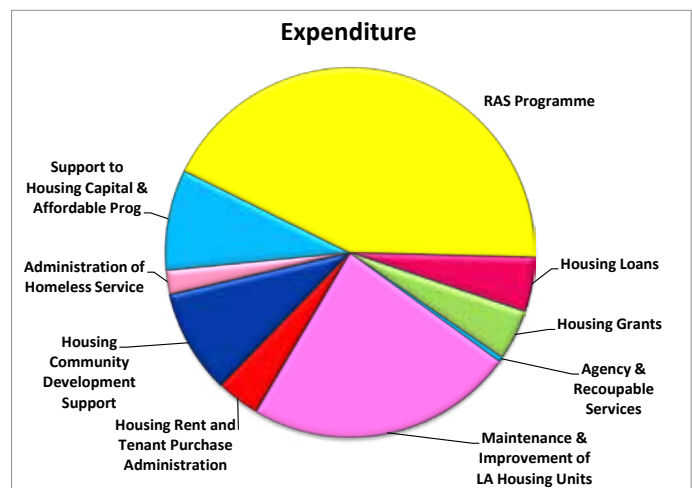
	2014	2013
	€	€
Department of Environment, Community and Local Government		
Housing & Building	25,643,300	25,075,000
Road Transport & Safety	-	-
Water Services	14,000	97,400
Development Management	244,600	313,300
Environmental Services	286,000	386,000
Recreation & Amenity	-	-
Agriculture, Education, Health & Welfare	-	-
Miscellaneous Services	-	-
Sub-total	26,187,900	25,871,700
Other Departments and Bodies		
NRA & DoT	5,016,900	4,783,300
Arts, Sports and Tourism	-	-
DTO	-	-
Social and Family Affairs	-	-
Defence	-	-
Education and Science	2,973,700	3,700,000
Library Council	124,600	124,600
Arts Council	46,200	47,000
Transport and Marine	-	-
Justice Equality and Law Reform	29,600	29,600
Agriculture Fisheries and Food	-	-
Non Dept HFA and BMW	-	-
Jobs, Enterprise, and Innovation	857,000	-
Other Grants & Subsidies	3,241,700	3,340,300
Sub-total	12,289,700	12,024,800
Total Grants and Subsidies	38,477,600	37,896,500

Division A - Housing and Building

Division	Amount	%
Division A - Housing and Building	55,539,400	26%
Division B - Road Transport & Safety	27,094,000	12%
Division C - Water Services	12,846,600	6%
Division D - Development Management	14,416,300	7%
Division E - Environmental Services	42,801,200	20%
Division F - Recreation and Amenity	31,187,100	14%
Division G - Agriculture, Education, Health & Welfare	5,471,700	3%
Division H - Miscellaneous Services	27,965,900	13%
Grand Total	217,322,200	100%



How the Division is Spent	Amount	%
Maintenance & Improvement of LA Housing Units	13,046,100	23%
Housing Rent and Tenant Purchase Administration	2,103,900	4%
Housing Community Development Support	5,049,000	9%
Administration of Homeless Service	1,163,200	2%
Support to Housing Capital & Affordable Prog	4,902,600	9%
RAS Programme	23,945,500	43%
Housing Loans	2,648,600	5%
Housing Grants	2,446,200	4%
Agency & Recoupable Services	234,300	0%
Grand Total	55,539,400	100%



How the Division is Funded	Amount	%
Grants DoECLG	25,643,300	46%
Superannuation	443,000	1%
Housing Loans Interest & Charges	1,848,900	3%
Housing Rent	22,110,100	40%
Miscellaneous Inc - Goods & Services	1,512,400	3%
Local Authority Contributions	522,000	1%
Rates & Pension Related Levy	3,459,700	6%
Grand Total	55,539,400	100%

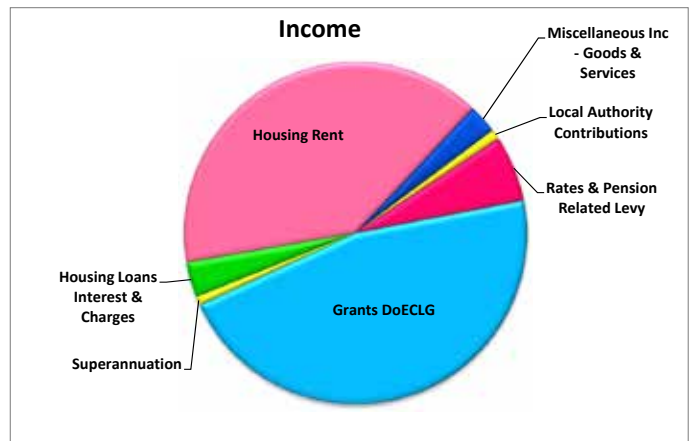


Table B: Expenditure and Income for 2014 and Estimated Outturn for 2013

	2014				2013			
	Expenditure		Income		Expenditure		Income	
	Adopted by Council €	Estimated by Manager €	Adopted by Council €	Estimated by Manager €	Adopted by Council €	Estimated Outturn €	Adopted by Council €	Estimated Outturn €
Division and Services								
A Housing and Building								
A01 Maintenance & Improvement of LA Housing Units		13,046,100		20,311,300	13,221,700	13,516,100	20,646,800	20,341,700
A02 Housing Assessment, Allocation and Transfer		-		-	-	-	-	-
A03 Housing Rent and Tenant Purchase Administration		2,103,900		80,000	2,212,300	2,189,700	70,500	77,400
A04 Housing Community Development Support		5,049,000		132,900	4,956,300	5,021,300	117,000	140,800
A05 Administration of Homeless Service		1,163,200		560,500	1,176,400	1,233,200	526,900	568,000
A06 Support to Housing Capital & Affordable Prog		4,902,600		2,804,400	6,752,200	6,054,500	4,349,200	3,814,300
A07 RAS Programme		23,945,600		24,162,800	20,483,800	18,830,200	20,808,100	19,044,200
A08 Housing Loans		2,648,600		2,457,400	2,972,600	2,750,700	2,606,600	2,465,400
A09 Housing Grants		2,446,200		1,250,500	2,783,100	2,512,700	1,618,900	1,335,600
A11 Agency & Recoupable Services		234,300		319,900	192,500	209,700	319,300	177,200
A Division Total		55,539,500		52,079,700	54,750,900	52,318,100	51,063,300	47,964,600

Table F - Expenditure				
Division A - Housing and Building				
Expenditure by Service and Sub-Service	2014		2013	
	Adopted by Council €	Estimated by Manager €	Adopted by Council €	Estimated Outturn €
A0101 Maintenance of LA Housing Units		9,472,400	9,478,900	9,874,000
A0102 Maintenance of Traveller Accommodation Units		472,600	472,600	472,600
A0103 Traveller Accommodation Management		1,215,700	1,392,700	1,137,100
A0104 Estate Maintenance		-	-	-
A0199 Service Support Costs		1,885,400	1,877,500	2,032,400
A01 Maintenance & Improvement of LA Housing Units		13,046,100	13,221,700	13,516,100
A0201 Assessment of Housing Needs, Allocs. & Trans.		-	-	-
A0299 Service Support Costs		-	-	-
A02 Housing Assessment, Allocation and Transfer		-	-	-
A0301 Debt Management & Rent Assessment		1,343,800	1,461,900	1,392,400
A0399 Service Support Costs		760,100	750,400	797,300
A03 Housing Rent and Tenant Purchase Administration		2,103,900	2,212,300	2,189,700
A0401 Housing Estate Management		2,834,500	2,763,400	2,756,100
A0402 Tenancy Management		838,400	836,900	828,600
A0403 Social and Community Housing Service		-	-	-
A0499 Service Support Costs		1,376,100	1,356,000	1,436,600
A04 Housing Community Development Support		5,049,000	4,956,300	5,021,300
A0501 Homeless Grants Other Bodies		793,600	811,900	846,000
A0502 Homeless Service		-	-	-
A0599 Service Support Costs		369,600	364,500	387,200
A05 Administration of Homeless Service		1,163,200	1,176,400	1,233,200
A0601 Technical and Administrative Support		1,257,700	2,907,500	2,297,500
A0602 Loan Charges		2,215,800	2,416,200	2,284,600
A0699 Service Support Costs		1,429,100	1,428,500	1,472,400
A06 Support to Housing Capital & Affordable Prog		4,902,600	6,752,200	6,054,500

Table F - Expenditure				
Division A - Housing and Building				
Expenditure by Service and Sub-Service	2014		2013	
	Adopted by Council €	Estimated by Manager €	Adopted by Council €	Estimated Outturn €
A0701 RAS Operations		17,705,000	16,280,100	16,025,000
A0702 Long Term Leasing		3,828,500	3,670,800	2,178,700
A0703 Payment & Availability		798,000	-	60,000
A0704 Affordable Leases		1,079,800	-	-
A0799 Service Support Costs		534,300	532,900	566,500
A07 RAS Programme		23,945,600	20,483,800	18,830,200
A0801 Loan Interest and Other Charges		2,399,100	2,725,400	2,489,100
A0802 Debt Management Housing Loans		-	-	-
A0899 Service Support Costs		249,500	247,200	261,600
A08 Housing Loans		2,648,600	2,972,600	2,750,700
A0901 Housing & Adapataion Grant Scheme		1,585,500	1,695,900	1,641,400
A0902 Loan Charges DPG/ERG		305,900	306,100	305,500
A0903 Essential Repair Grants		112,300	300,000	112,300
A0904 Other Housing Grant Payments		-	-	-
A0905 Mobility Aids Housing Grants		260,000	300,000	260,000
A0999 Service Support Costs		182,500	181,100	193,500
A09 Housing Grants		2,446,200	2,783,100	2,512,700
A1101 Agency & Recoupable Service		217,300	175,800	190,400
A1199 Service Support Costs		17,000	16,700	19,300
A11 Agency & Recoupable Services		234,300	192,500	209,700
A Division Total		55,539,500	54,750,900	52,318,100

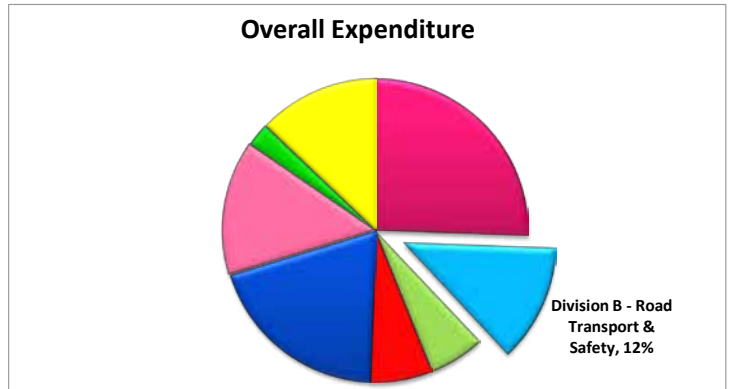
Table F - Income

Division A - Housing and Building

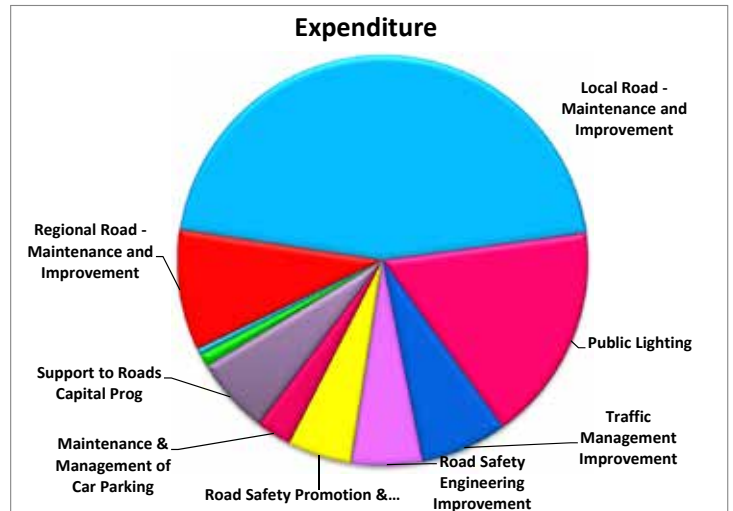
Income by Source	2014		2013	
	Adopted by Council €	Estimated by Manager €	Adopted by Council €	Estimated Outturn €
Government Grants				
Environment, Community & Local Government		25,643,300	25,075,000	22,215,300
Other Grants & Subsidies		-	-	-
Total Government Grants		25,643,300	25,075,000	22,215,300
Goods & Services				
Rents from houses		22,110,100	21,958,000	21,521,100
Housing Loans Interest & Charges		1,848,900	1,910,800	1,845,400
Agency Services & Repayable Works		-	-	-
Superannuation		443,000	488,800	469,800
Local Authority Contributions		522,000	-	522,000
Other income		1,512,400	1,630,600	1,391,000
Total Goods & Services		26,436,400	25,988,200	25,749,300
Division 'A' Total		52,079,700	51,063,200	47,964,600

Division B - Road Transport & Safety

Division	Amount	%
Division A - Housing and Building	55,539,400	26%
Division B - Road Transport & Safety	27,094,000	12%
Division C - Water Services	12,846,600	6%
Division D - Development Management	14,416,300	7%
Division E - Environmental Services	42,801,200	20%
Division F - Recreation and Amenity	31,187,100	14%
Division G - Agriculture, Education, Health & Welfare	5,471,700	3%
Division H - Miscellaneous Services	27,965,900	13%
Grand Total	217,322,200	100%



How the Division is Spent	Amount	%
NP Road - Maintenance and Improvement	268,900	1%
NS Road - Maintenance and Improvement	132,000	0%
Regional Road - Maintenance and Improvement	2,584,800	10%
Local Road - Maintenance and Improvement	12,315,600	45%
Public Lighting	4,659,000	17%
Traffic Management Improvement	1,846,100	7%
Road Safety Engineering Improvement	1,512,000	6%
Road Safety Promotion & Education	1,368,400	5%
Maintenance & Management of Car Parking	753,800	3%
Support to Roads Capital Prog	1,642,000	6%
Agency & Recoupable Services	11,400	0%
Grand Total	27,094,000	100%



How the Division is Funded	Amount	%
Agency Services	7,500	0%
Superannuation	313,700	1%
Grants NRA & DoT	5,016,900	19%
Parking Fees/Charges	660,000	2%
Miscellaneous Inc - Goods & Services	330,900	1%
Rates & Pension Related Levy	20,765,000	77%
Grand Total	27,094,000	100%

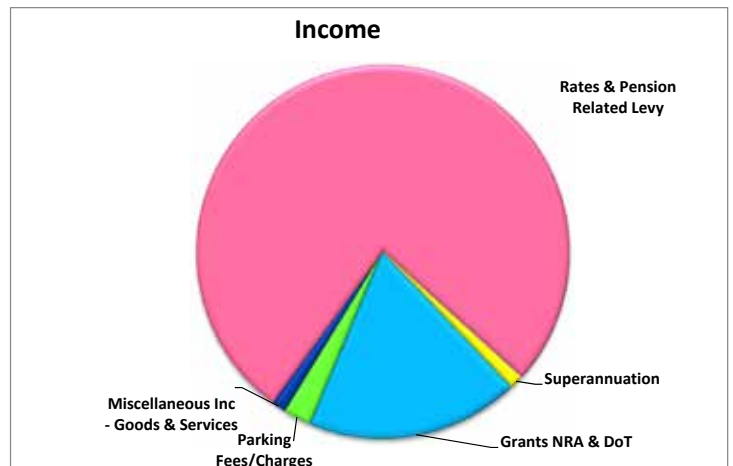


Table B: Expenditure and Income for 2014 and Estimated Outturn for 2013

	2014				2013			
	Expenditure		Income		Expenditure		Income	
	Adopted by Council €	Estimated by Manager €	Adopted by Council €	Estimated by Manager €	Adopted by Council €	Estimated Outturn €	Adopted by Council €	Estimated Outturn €
Division and Services								
B Road Transport & Safety								
B01 NP Road - Maintenance and Improvement		268,900		204,500	247,800	338,200	168,300	266,500
B02 NS Road - Maintenance and Improvement		132,000		88,200	60,000	293,200	57,300	267,700
B03 Regional Road - Maintenance and Improvement		2,584,800		291,000	2,713,900	2,520,700	308,100	158,400
B04 Local Road - Maintenance and Improvement		12,315,500		4,317,800	10,488,100	11,230,300	3,968,400	4,345,900
B05 Public Lighting		4,659,000		319,500	4,383,400	4,502,300	377,400	318,500
B06 Traffic Management Improvement		1,846,100		27,300	1,955,700	2,238,900	24,500	276,400
B07 Road Safety Engineering Improvement		1,512,000		174,000	1,881,900	1,698,000	259,200	171,400
B08 Road Safety Promotion & Education		1,368,400		65,200	1,431,900	1,382,800	58,300	62,900
B09 Maintenance & Management of Car Parking		753,800		660,000	654,400	654,400	895,000	910,000
B10 Support to Roads Capital Prog		1,642,000		89,500	1,934,500	1,923,900	78,800	86,000
B11 Agency & Recoupable Services		11,400		92,000	2,500	11,500	82,000	122,000
B Division Total		27,093,900		6,329,000	25,754,100	26,794,200	6,277,300	6,985,700

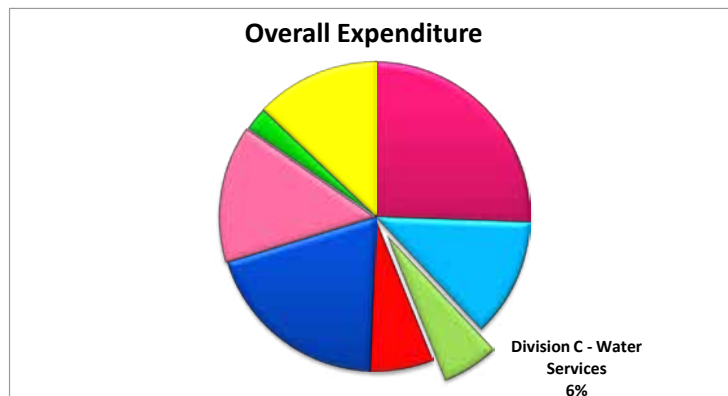
Table F - Expenditure				
Division B - Road Transport & Safety				
Expenditure by Service and Sub-Service	2014		2013	
	Adopted by Council €	Estimated by Manager €	Adopted by Council €	Estimated Outturn €
B0101 NP - Surface Dressing		3,800	119,100	122,000
B0102 NP - Pavement Overlay/Reconstruction		-	-	-
B0103 NP - Winter Maintenance		31,700	80,300	50,600
B0104 NP - Bridge Maintenance (Eirspan)		200,000	15,000	130,000
B0105 NP - General Maintenance		-	-	-
B0106 NP - General Improvements Works		-	-	-
B0199 Service Support Costs		33,400	33,400	35,600
B01 NP Road - Maintenance and Improvement		268,900	247,800	338,200
B0201 NS - Surface Dressing		-	-	-
B0202 NS - Overlay/Reconstruction		-	-	-
B0203 NS - Overlay/Reconstruction – Urban		-	-	-
B0204 NS - Winter Maintenance		21,700	10,000	22,900
B0205 NS - Bridge Maintenance (Eirspan)		-	4,000	-
B0206 NS - General Maintenance - Urban		107,400	43,000	267,100
B0207 NS - General Improvement Works		-	-	-
B0299 Service Support Costs		2,900	3,000	3,200
B02 NS Road - Maintenance and Improvement		132,000	60,000	293,200
B0301 Regional Roads Surface Dressing		-	-	-
B0302 Reg Rd Surface Rest/Road Reconstruction/Overlay		-	-	-
B0303 Regional Road Winter Maintenance		159,600	78,300	198,500
B0304 Regional Road Bridge Maintenance		-	-	-
B0305 Regional Road General Maintenance Works		1,813,400	2,004,500	1,811,900
B0306 Regional Road General Improvement Works		225,000	250,000	95,000
B0399 Service Support Costs		386,800	381,100	415,300
B03 Regional Road - Maintenance and Improvement		2,584,800	2,713,900	2,520,700
B0401 Local Road Surface Dressing		-	-	-
B0402 Local Rd Surface Rest/Road Reconstruction/Overlay		-	-	-
B0403 Local Roads Winter Maintenance		130,100	80,700	146,600
B0404 Local Roads Bridge Maintenance		-	-	-
B0405 Local Roads General Maintenance Works		10,824,500	9,128,100	9,673,700
B0406 Local Roads General Improvement Works		202,900	127,400	162,900
B0499 Service Support Costs		1,158,000	1,151,900	1,247,100
B04 Local Road - Maintenance and Improvement		12,315,500	10,488,100	11,230,300

Table F - Expenditure				
Division B - Road Transport & Safety				
Expenditure by Service and Sub-Service	2014		2013	
	Adopted by Council €	Estimated by Manager €	Adopted by Council €	Estimated Outturn €
B0501 Public Lighting Operating Costs		4,060,800	3,786,500	3,893,400
B0502 Public Lighting Improvement		425,000	425,000	425,000
B0599 Service Support Costs		173,200	171,900	183,900
B05 Public Lighting		4,659,000	4,383,400	4,502,300
B0601 Traffic Management		145,000	125,000	145,000
B0602 Traffic Maintenance		1,426,800	1,555,000	1,804,800
B0603 Traffic Improvement Measures		20,000	20,000	20,000
B0699 Service Support Costs		254,300	255,700	269,100
B06 Traffic Management Improvement		1,846,100	1,955,700	2,238,900
B0701 Low Cost Remedial Measures		909,500	1,212,800	1,051,900
B0702 Other Engineering Improvements		89,000	162,000	102,800
B0799 Service Support Costs		513,500	507,100	543,300
B07 Road Safety Engineering Improvement		1,512,000	1,881,900	1,698,000
B0801 School Wardens		788,500	855,400	804,500
B0802 Publicity and Promotion Road Safety		-	-	-
B0899 Service Support Costs		579,900	576,500	578,300
B08 Road Safety Promotion & Education		1,368,400	1,431,900	1,382,800
B0901 Maintenance and Management of Car Parks		65,000	65,000	65,000
B0902 Operation of Street Parking		680,000	580,000	580,000
B0903 Parking Enforcement		-	-	-
B0999 Service Support Costs		8,800	9,400	9,400
B09 Maintenance & Management of Car Parking		753,800	654,400	654,400
B1001 Administration of Roads Capital Programme		892,900	1,192,500	1,130,200
B1099 Service Support Costs		749,100	742,000	793,700
B10 Support to Roads Capital Prog		1,642,000	1,934,500	1,923,900
B1101 Agency & Recoupable Service		11,000	2,000	11,000
B1199 Service Support Costs		400	500	500
B11 Agency & Recoupable Services		11,400	2,500	11,500
B Division Total		27,093,900	25,754,100	26,794,200

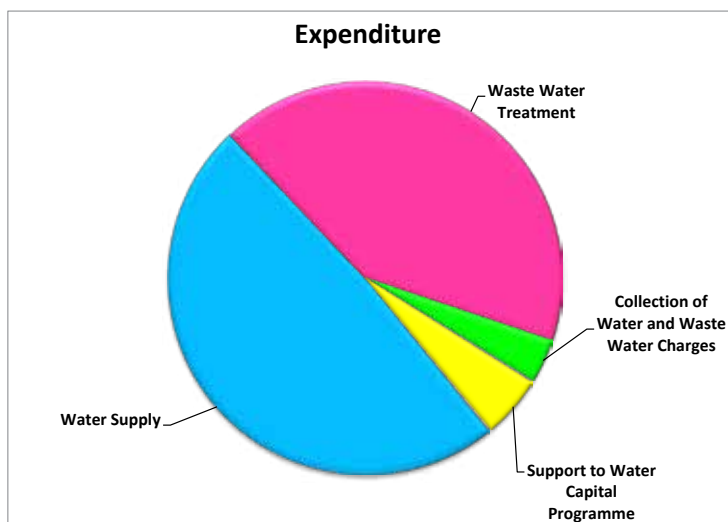
Table F - Income				
Division B - Road Transport & Safety				
Income by Source	2014		2013	
	Adopted by Council €	Estimated by Manager €	Adopted by Council €	Estimated Outturn €
Government Grants				
Environment, Heritage & Local Government		-	-	-
Arts, Sports & Tourism		-	-	-
NRA & DoT		5,016,900	4,783,300	5,414,100
DTO		-	-	-
Other Grants & Subsidies		-	-	-
Total Government Grants		5,016,900	4,783,300	5,414,100
Goods & Services				
Parking Fines & Charges		660,000	895,000	910,000
Agency Services & Repayable Works		7,500	7,500	7,500
Superannuation		313,700	346,200	332,700
Local Authority Contributions		-	-	-
Other income		330,900	245,500	321,400
Total Goods & Services		1,312,100	1,494,200	1,571,600
Division 'B' Total		6,329,000	6,277,500	6,985,700

Divison C - Water Services

Division	Amount	%
Division A - Housing and Building	55,539,400	26%
Division B - Road Transport & Safety	27,094,000	12%
Division C - Water Services	12,846,600	6%
Division D - Development Management	14,416,300	7%
Division E - Environmental Services	42,801,200	20%
Division F - Recreation and Amenity	31,187,100	14%
Division G - Agriculture, Education, Health & Welfare	5,471,700	3%
Division H - Miscellaneous Services	27,965,900	13%
Grand Total	217,322,200	100%



How the Division is Spent	Amount	%
Water Supply	6,267,800	49%
Waste Water Treatment	5,418,800	42%
Collection of Water and Waste Water Charges	466,500	4%
Admin of Group and Private Installations	14,200	0%
Support to Water Capital Programme	654,300	5%
Agency & Recoupable Services	25,000	0%
Grand Total	12,846,600	100%



How the Division is Funded	Amount	%
Irish Water	11,348,000	88%
Grants DoECLG	14,000	0%
Miscellaneous Inc - Goods & Services	179,400	1%
Superannuation	274,600	2%
Rates & Pension Related Levy	1,030,600	8%
Grand Total	12,846,600	100%

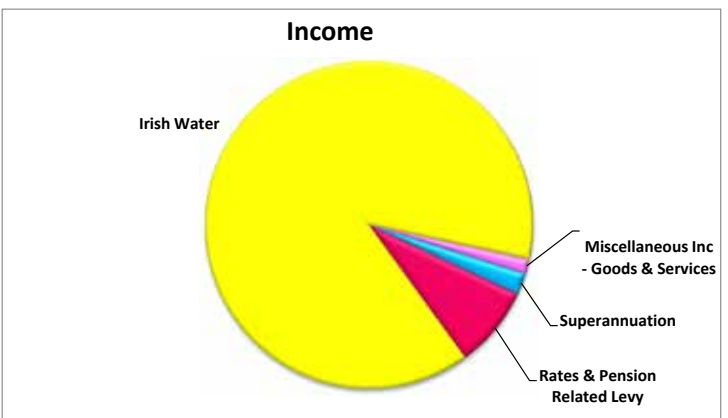


Table B: Expenditure and Income for 2014 and Estimated Outturn for 2013

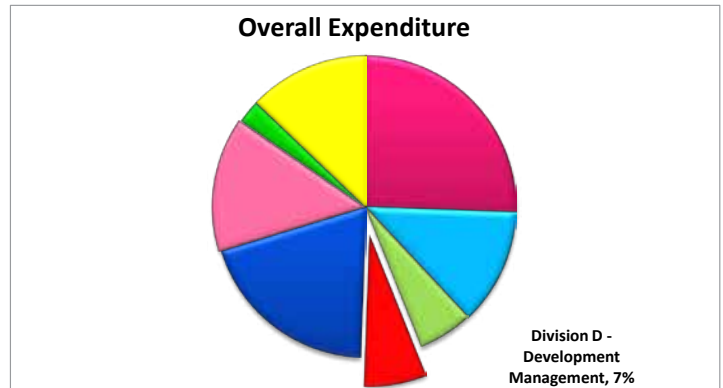
	2014				2013			
	Expenditure		Income		Expenditure		Income	
	Adopted by Council €	Estimated by Manager €	Adopted by Council €	Estimated by Manager €	Adopted by Council €	Estimated Outturn €	Adopted by Council €	Estimated Outturn €
C Water Services								
C01 Water Supply		6,267,800		6,268,000	11,528,500	11,632,900	2,734,500	3,190,200
C02 Waste Water Treatment		5,418,800		4,388,500	19,637,100	19,834,300	4,292,000	4,607,600
C03 Collection of Water and Waste Water Charges		466,500		466,200	548,000	485,700	27,500	30,000
C04 Public Conveniences		-		-	-	-	-	-
C05 Admin of Group and Private Installations		14,200		14,000	14,200	14,200	14,000	14,000
C06 Support to Water Capital Programme		654,300		654,300	646,200	641,400	116,100	205,700
C07 Agency & Recoupable Services		25,000		25,000	(23,200)	101,300	171,300	119,300
C Division Total		12,846,600		11,816,000	32,350,800	32,709,800	7,355,400	8,166,800

Table F - Expenditure				
Division C - Water Services				
Expenditure by Service and Sub-Service	2014		2013	
	Adopted by Council €	Estimated by Manager €	Adopted by Council €	Estimated Outturn €
C0101 Water Plants and Networks		5,257,300	10,526,400	10,533,500
C0199 Service Support Costs		1,010,500	1,002,100	1,099,400
C01 Water Supply		6,267,800	11,528,500	11,632,900
C0201 Waste Plants and Networks		4,514,300	18,741,900	18,844,600
C0299 Service Support Costs		904,500	895,200	989,700
C02 Waste Water Treatment		5,418,800	19,637,100	19,834,300
C0301 Debt Management Water and Waste Water		339,700	423,100	343,800
C0399 Service Support Costs		126,800	124,900	141,900
C03 Collection of Water and Waste Water Charges		466,500	548,000	485,700
C0401 Operation and Maintenance of Public Conveniences		-	-	-
C0499 Service Support Costs		-	-	-
C04 Public Conveniences		-	-	-
C0501 Grants for Individual Installations		14,000	14,000	14,000
C0502 Grants for Water Group Schemes		-	-	-
C0503 Grants for Waste Water Group Schemes		-	-	-
C0504 Group Water Scheme Subsidies		-	-	-
C0599 Service Support Costs		200	200	200
C05 Admin of Group and Private Installations		14,200	14,200	14,200
C0601 Technical Design and Supervision		383,700	376,400	350,000
C0699 Service Support Costs		270,600	269,800	291,400
C06 Support to Water Capital Programme		654,300	646,200	641,400
C0701 Agency & Recoupable Service		14,900	(33,900)	90,400
C0799 Service Support Costs		10,100	10,700	10,900
C07 Agency & Recoupable Services		25,000	(23,200)	101,300
C Division Total		12,846,600	32,350,800	32,709,800

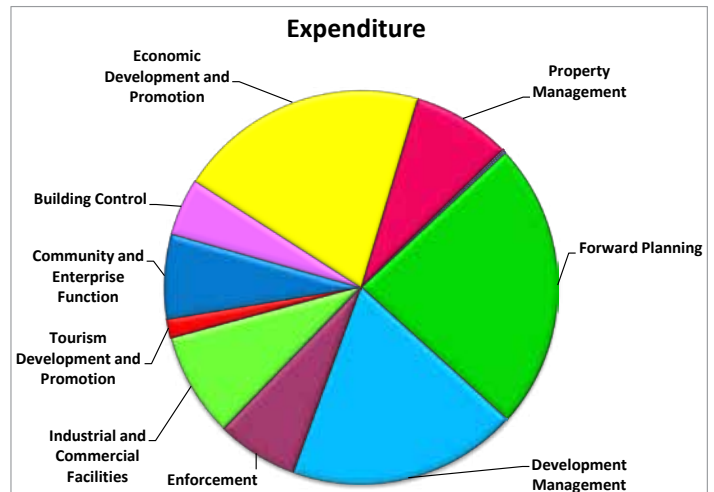
Table F - Income				
Division C - Water Services				
Income by Source	2014		2013	
	Adopted by Council €	Estimated by Manager €	Adopted by Council €	Estimated Outturn €
Government Grants				
Environment, Heritage & Local Government		14,000	97,400	328,600
Other Grants & Subsidies		-	-	93,200
Total Government Grants		14,000	97,400	421,800
Goods & Services				
Commercial Water		-	6,106,600	6,339,000
Domestic Waste Water		-	-	-
Commercial Waste Water		-	579,000	770,000
Agency Services & Repayable Works		-	6,000	9,000
Superannuation		274,600	303,000	291,200
Irish Water		11,348,000	-	-
Local Authority Contributions		-	-	-
Other income		179,400	263,400	335,700
Total Goods & Services		11,802,000	7,258,000	7,744,900
Division 'C' Total		11,816,000	7,355,400	8,166,700

Division D - Development Management

Division	Amount	%
Division A - Housing and Building	55,539,400	26%
Division B - Road Transport & Safety	27,094,000	12%
Division C - Water Services	12,846,600	6%
Division D - Development Management	14,416,300	7%
Division E - Environmental Services	42,801,200	20%
Division F - Recreation and Amenity	31,187,100	14%
Division G - Agriculture, Education, Health & Welfare	5,471,700	3%
Division H - Miscellaneous Services	27,965,900	13%
Grand Total	217,322,200	100%



How the Division is Spent	Amount	%
Forward Planning	3,405,600	24%
Development Management	2,725,800	19%
Enforcement	966,000	7%
Industrial and Commercial Facilities	1,233,500	9%
Tourism Development and Promotion	230,500	2%
Community and Enterprise Function	994,800	7%
Building Control	679,600	5%
Economic Development and Promotion	2,964,500	21%
Property Management	1,170,200	8%
Heritage and Conservation Services	25,800	0%
Agency and Recoupable Services	20,000	0%
Grand Total	14,416,300	100%



How the Division is Funded	Amount	%
Agency Services	81,000	1%
Grants DoECLG	244,600	2%
Grants Other	170,000	1%
Jobs, Enterprise and innovation	857,000	6%
Miscellaneous Inc - Goods & Services	515,900	4%
Planning Fees	627,000	4%
Property Rental & Leasing of Land	273,700	2%
Superannuation	258,800	2%
Rates & Pension Related Levy	11,388,300	79%
Grand Total	14,416,300	100%

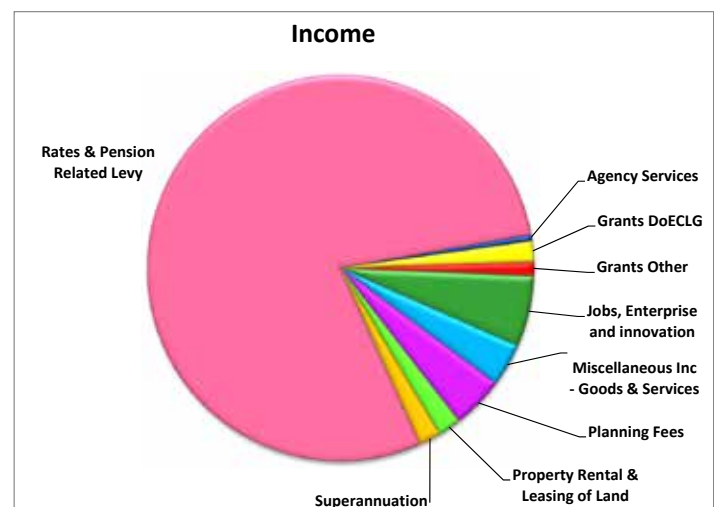


Table B: Expenditure and Income for 2014 and Estimated Outturn for 2013

	2014				2013			
	Expenditure		Income		Expenditure		Income	
	Adopted by Council €	Estimated by Manager €	Adopted by Council €	Estimated by Manager €	Adopted by Council €	Estimated Outturn €	Adopted by Council €	Estimated Outturn €
D Division and Services								
D Development Management								
D01 Forward Planning		3,405,600		194,800	3,775,900	3,698,400	280,800	271,500
D02 Development Management		2,725,800		727,700	2,909,500	2,919,600	578,100	687,900
D03 Enforcement		966,000		95,600	934,900	883,800	91,300	94,200
D04 Industrial and Commercial Facilities		1,233,500		134,800	1,253,000	1,187,700	147,000	133,900
D05 Tourism Development and Promotion		230,500		70,000	230,500	218,500	70,000	115,000
D06 Community and Enterprise Function		994,800		222,400	986,000	1,162,900	275,200	305,600
D07 Unfinished Housing Estates		-		-	-	-	-	-
D08 Building Control		679,600		103,400	678,400	670,500	97,600	100,100
D09 Economic Development and Promotion		2,964,500		947,000	172,600	177,600	-	-
D10 Property Management		1,170,200		326,800	1,160,700	1,250,700	322,900	337,900
D11 Heritage and Conservation Services		25,700		40,400	25,800	8,800	40,400	28,400
D12 Agency & Recoupable Services		20,000		165,000	-	35,000	-	40,000
D Division Total		14,416,200		3,027,900	12,127,300	12,213,500	1,903,300	2,114,500

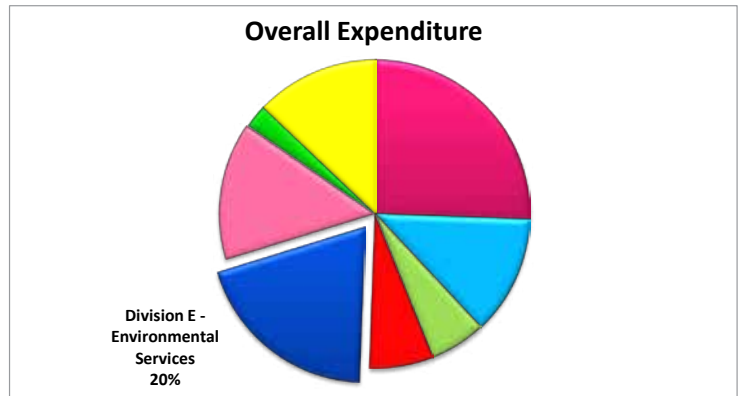
Table F - Expenditure				
Division D - Development Management				
Expenditure by Service and Sub-Service	2014		2013	
	Adopted by Council €	Estimated by Manager €	Adopted by Council €	Estimated Outturn €
D0101 Statutory Plans and Policy		2,258,800	2,644,500	2,479,100
D0199 Service Support Costs		1,146,800	1,131,400	1,219,300
D01 Forward Planning		3,405,600	3,775,900	3,698,400
D0201 Planning Control		1,655,200	1,850,800	1,788,900
D0299 Service Support Costs		1,070,600	1,058,700	1,130,700
D02 Development Management		2,725,800	2,909,500	2,919,600
D0301 Enforcement Costs		640,500	613,400	541,800
D0399 Service Support Costs		325,500	321,500	342,000
D03 Enforcement		966,000	934,900	883,800
D0401 Industrial Sites Operation		981,600	927,900	852,800
D0402 Provision of Industrial Sites		-	-	-
D0403 Management of & Contributes to Other Commercial Facs		-	-	-
D0404 General Development Promotion Work		53,400	128,500	125,300
D0499 Service Support Costs		198,500	196,600	209,600
D04 Industrial and Commercial Facilities		1,233,500	1,253,000	1,187,700
D0501 Tourism Promotion		200,000	200,000	179,000
D0502 Tourist Facilities Operations		30,000	30,000	39,000
D0599 Service Support Costs		500	500	500
D05 Tourism Development and Promotion		230,500	230,500	218,500
D0601 General Community & Enterprise Expenses		217,800	233,100	220,800
D0602 RAPID Costs		212,300	279,800	276,500
D0603 Social Inclusion		268,600	179,800	350,400
D0699 Service Support Costs		296,100	293,300	315,200
D06 Community and Enterprise Function		994,800	986,000	1,162,900
D0701 Unfinished Housing Estates		-	-	-
D0799 Service Support Costs		-	-	-
D07 Unfinished Housing Estates		-	-	-

Table F - Expenditure				
Division D - Development Management				
Expenditure by Service and Sub-Service	2014		2013	
	Adopted by Council €	Estimated by Manager €	Adopted by Council €	Estimated Outturn €
D0801 Building Control Inspection Costs		-	-	-
D0802 Building Control Enforcement Costs		430,800	433,000	407,100
D0899 Service Support Costs		248,800	245,400	263,400
D08 Building Control		679,600	678,400	670,500
D0901 Urban and Village Renewal		-	-	-
D0902 EU Projects		-	-	-
D0903 Town Twinning		10,000	10,000	10,000
D0904 European Office		-	-	-
D0905 Economic Development & Promotion		2,047,000	162,000	167,000
D0906 Jobs, Enterprise & Innovation		907,000	-	-
D0999 Service Support Costs		500	600	600
D09 Economic Development and Promotion		2,964,500	172,600	177,600
D1001 Property Management Costs		949,600	941,700	1,018,000
D1099 Service Support Costs		220,600	219,000	232,700
D10 Property Management		1,170,200	1,160,700	1,250,700
D1101 Heritage Services		-	-	-
D1102 Conservation Services		25,000	25,000	8,000
D1103 Conservation Grants		-	-	-
D1199 Service Support Costs		700	800	800
D11 Heritage and Conservation Services		25,700	25,800	8,800
D1201 Agency & Recoupable Service		20,000	-	35,000
D1299 Service Support Costs		-	-	-
D12 Agency & Recoupable Services		20,000	-	35,000
D Division Total		14,416,200	12,127,300	12,213,500

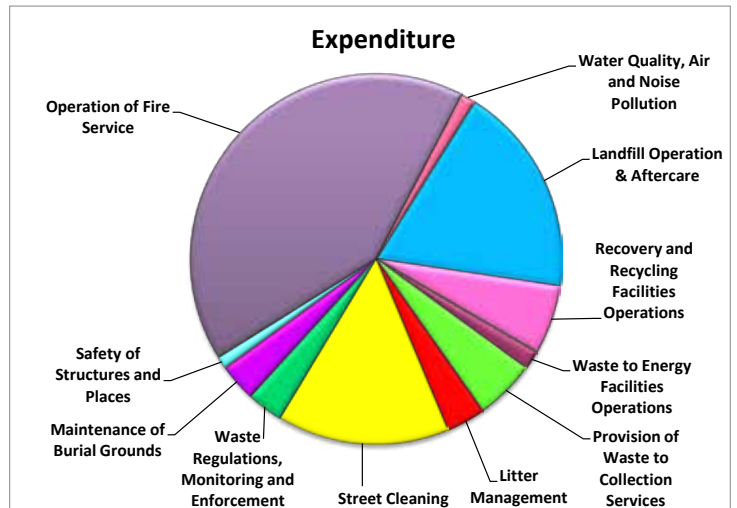
Table F - Income				
Division D - Development Management				
Income by Source	2014		2013	
	Adopted by Council	Estimated by Manager	Adopted by Council	Estimated Outturn
	€	€	€	€
Government Grants				
Environment, Heritage & Local Government		244,600	313,300	210,100
Arts, Sports & Tourism		-	-	-
Jobs, Enterprise and Innovation		857,000	-	-
Other Grants & Subsidies		170,000	113,200	308,000
Total Government Grants		1,271,600	426,500	518,100
Goods & Services				
Planning Fees		627,000	490,000	640,000
Agency Services & Repayable Works		81,000	81,000	81,000
Superannuation		258,800	285,500	274,400
Sale/leasing of other property/Industrial Sites		273,700	291,700	280,300
Local Authority Contributions		-	-	-
Other income		515,900	328,700	320,700
Total Goods & Services		1,756,400	1,476,900	1,596,400
Division 'D' Total		3,028,000	1,903,400	2,114,500

Division E - Environmental Services

Division	Amount	%
Division A - Housing and Building	55,539,400	26%
Division B - Road Transport & Safety	27,094,000	12%
Division C - Water Services	12,846,600	6%
Division D - Development Management	14,416,300	7%
Division E - Environmental Services	42,801,200	20%
Division F - Recreation and Amenity	31,187,100	14%
Division G - Agriculture, Education, Health & Welfare	5,471,700	3%
Division H - Miscellaneous Services	27,965,900	13%
Grand Total	217,322,200	100%



How the Division is Spent	Amount	%
Landfill Operation & Aftercare	7,895,500	18%
Recovery and Recycling Facilities Operations	2,551,800	6%
Waste to Energy Facilities Operations	725,000	2%
Provision of Waste to Collection Services	2,241,800	5%
Litter Management	1,477,700	3%
Street Cleaning	6,402,200	15%
Waste Regulations, Monitoring and Enforcement	1,361,100	3%
Maintenance of Burial Grounds	1,393,100	3%
Safety of Structures and Places	437,200	1%
Operation of Fire Service	17,780,400	42%
Water Quality, Air and Noise Pollution	535,400	1%
Grand Total	42,801,200	100%



How the Division is Funded	Amount	%
Grants DoECLG	286,000	1%
Superannuation	264,300	1%
Fire Charges	140,000	0%
Contributions from other LAs	5,176,300	12%
Miscellaneous Inc - Goods & Services	3,188,500	7%
Rates & Pension Related Levy	33,746,100	79%
Grand Total	42,801,200	100%

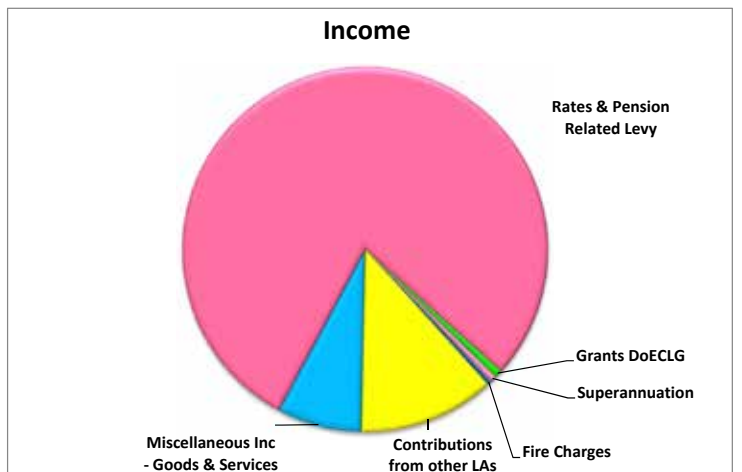


Table B: Expenditure and Income for 2014 and Estimated Outturn for 2013

Division and Services	2014			2013		
	Expenditure		Income	Expenditure		Income
	Adopted by Council €	Estimated by Manager €	Adopted by Council €	Adopted by Council €	Estimated Outturn €	Adopted by Council €
E Environmental Services						
E01 Landfill Operation & Aftercare		7,895,500		8,038,400	8,412,100	4,892,900
E02 Recovery and Recycling Facilities Operations		2,551,800		2,447,100	2,498,000	1,549,300
E03 Waste to Energy Facilities Operations		725,000		725,000	725,000	-
E04 Provision of Waste to Collection Services		2,241,800		2,379,300	2,374,300	437,900
E05 Litter Management		1,477,700		1,625,000	1,625,100	261,000
E06 Street Cleaning		6,402,200		6,328,400	6,492,600	209,100
E07 Waste Regulations, Monitoring and Enforcement		1,361,100		1,270,700	1,256,700	282,700
E08 Waste Management Planning		-		-	-	-
E09 Maintenance of Burial Grounds		1,393,100		1,646,500	1,505,600	1,057,300
E10 Safety of Structures and Places		437,200		433,400	422,200	8,800
E11 Operation of Fire Service		17,780,400		17,290,400	17,486,500	180,000
E12 Fire Prevention		-		-	-	-
E13 Water Quality, Air and Noise Pollution		535,400		790,800	783,100	436,500
E14 Agency & Recoupable Services		-		-	-	-
E Division Total		42,801,200		42,975,000	43,581,200	9,315,500
						9,736,400

Table F - Expenditure				
Division E - Environmental Services				
Expenditure by Service and Sub-Service	2014		2013	
	Adopted by Council €	Estimated by Manager €	Adopted by Council €	Estimated Outturn €
E0101 Landfill Operations		7,725,700	7,855,600	8,215,700
E0102 Contribution to other LAs - Landfill Facilities		-	-	-
E0103 Landfill Aftercare Costs.		13,600	26,500	26,000
E0104 Provision of Landfill (financing/loan costs)		-	-	-
E0199 Service Support Costs		156,200	156,300	170,400
E01 Landfill Operation & Aftercare		7,895,500	8,038,400	8,412,100
E0201 Recycling Facilities Operations		2,013,000	1,948,700	1,977,000
E0202 Bring Centres Operations		258,500	218,400	238,300
E0203 Provision of Bring Centres (financing/loan costs)		-	-	-
E0204 Other Recycling Services		244,800	244,800	244,800
E0299 Service Support Costs		35,500	35,200	37,900
E02 Recovery and Recycling Facilities Operations		2,551,800	2,447,100	2,498,000
E0301 Waste to Energy Facilities Operations		725,000	725,000	725,000
E0399 Service Support Costs		-	-	-
E03 Waste to Energy Facilities Operations		725,000	725,000	725,000
E0401 Recycling Waste Collection Services		1,384,100	1,384,500	1,384,400
E0402 Organic Waste Collection Services		166,400	174,700	174,100
E0403 Residual Waste Collection Services		150,000	200,000	200,100
E0404 Commercial Waste Collection Services		-	-	-
E0405 Provision of Waste Collection Equip costs		-	-	-
E0406 Contribution to Waste Collection Services		-	-	13,300
E0407 Other Costs Waste Collection		457,900	531,700	513,300
E0499 Service Support Costs		83,400	88,400	89,100
E04 Provision of Waste to Collection Services		2,241,800	2,379,300	2,374,300
E0501 Litter Warden Service		646,900	741,000	753,900
E0502 Litter Control Initiatives		50,000	50,000	50,000
E0503 Environmental Awareness Services		395,100	451,900	411,700
E0599 Service Support Costs		385,700	382,100	409,500
E05 Litter Management		1,477,700	1,625,000	1,625,100

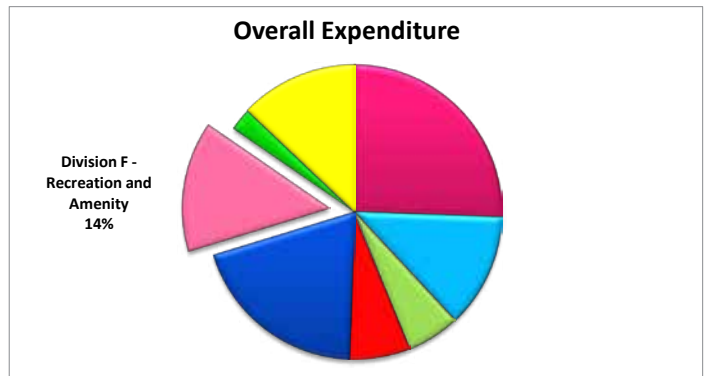
Table F - Expenditure				
Division E - Environmental Services				
Expenditure by Service and Sub-Service	2014		2013	
	Adopted by Council €	Estimated by Manager €	Adopted by Council €	Estimated Outturn €
E0601 Operation of Street Cleaning Service		5,292,800	5,232,000	5,291,400
E0602 Provision and Improvement of Litter Bins		-	-	-
E0699 Service Support Costs		1,109,400	1,096,400	1,201,200
E06 Street Cleaning		6,402,200	6,328,400	6,492,600
E0701 Monitoring of Waste Regs (incl Private Landfills)		1,068,000	980,900	945,800
E0702 Enforcement of Waste Regulations		-	-	-
E0799 Service Support Costs		293,100	289,800	310,900
E07 Waste Regulations, Monitoring and Enforcement		1,361,100	1,270,700	1,256,700
E0801 Waste Management Plan		-	-	-
E0802 Contrib to Other Bodies Waste Management Planning		-	-	-
E0899 Service Support Costs		-	-	-
E08 Waste Management Planning		-	-	-
E0901 Maintenance of Burial Grounds		1,094,700	1,351,400	1,184,600
E0902 Provision of Burial Grounds		-	-	-
E0999 Service Support Costs		298,400	295,100	321,000
E09 Maintenance of Burial Grounds		1,393,100	1,646,500	1,505,600
E1001 Operation Costs Civil Defence		107,700	107,700	107,700
E1002 Dangerous Buildings		122,800	98,400	97,900
E1003 Emergency Planning		22,900	63,800	56,800
E1004 Derelict Sites		122,600	103,200	94,000
E1005 Water Safety Operation		4,200	4,200	4,200
E1099 Service Support Costs		57,000	56,200	61,600
E10 Safety of Structures and Places		437,200	433,500	422,200
E1101 Operation of Fire Brigade Service		17,779,500	17,289,400	17,485,500
E1102 Provision of Buildings & Equipment		-	-	-
E1103 Fire Services Training		-	-	-
E1104 Operation of Ambulance Service		-	-	-
E1199 Service Support Costs		900	1,000	1,000
E11 Operation of Fire Service		17,780,400	17,290,400	17,486,500

Table F - Expenditure				
Division E - Environmental Services				
Expenditure by Service and Sub-Service	2014		2013	
	Adopted by Council €	Estimated by Manager €	Adopted by Council €	Estimated Outturn €
E1201 Fire Safety Control Cert Costs		-	-	-
E1202 Fire Prevention and Education		-	-	-
E1203 Inspection & Monitoring of Commercial Facilities		-	-	-
E1299 Service Support Costs		-	-	-
E12 Fire Prevention		-	-	-
E1301 Water Quality Management		337,800	594,600	577,700
E1302 Licensing and Monitoring of Air and Noise Quality		63,300	63,400	63,400
E1399 Service Support Costs		134,300	132,800	142,000
E13 Water Quality, Air and Noise Pollution		535,400	790,800	783,100
E1401 Agency & Recoupable Service		-	-	-
E1499 Service Support Costs		-	-	-
E14 Agency & Recoupable Services		-	-	-
E Division Total		42,801,200	42,975,100	43,581,200

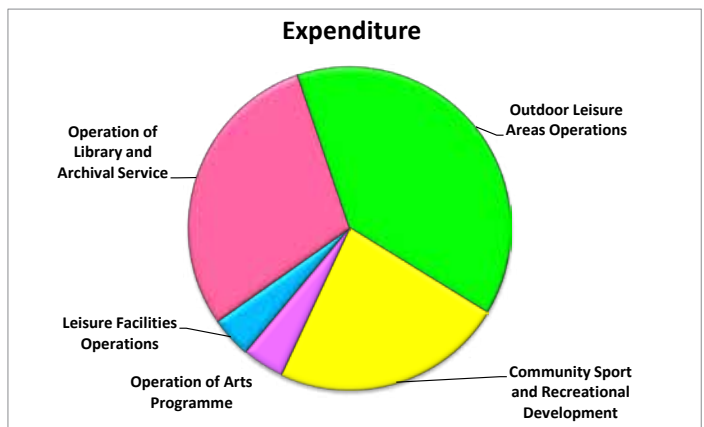
Table F - Income				
Division E - Environmental Services				
Income by Source	2014		2013	
	Adopted by Council €	Estimated by Manager €	Adopted by Council €	Estimated Outturn €
Government Grants				
Environment, Heritage & Local Government		286,000	386,000	286,000
Social & Family Affairs		-	-	-
Defence		-	-	-
Other Grants & Subsidies		-	-	-
Total Government Grants		286,000	386,000	286,000
Goods & Services				
Domestic Refuse Charges		-	-	-
Commercial Refuse Charges		-	-	-
Agency Services & Repayable Works		-	-	-
Superannuation		264,300	291,600	280,300
Landfill Charges		-	-	-
Fire Charges		140,000	180,000	180,000
Local Authority Contributions		5,176,300	5,176,300	5,676,800
Other income		3,188,500	3,281,600	3,313,300
Total Goods & Services		8,769,100	8,929,500	9,450,400
Division 'E' Total		9,055,100	9,315,500	9,736,400

Division F - Recreation and Amenity

Division	Amount	%
Division A - Housing and Building	55,539,400	26%
Division B - Road Transport & Safety	27,094,000	12%
Division C - Water Services	12,846,600	6%
Division D - Development Management	14,416,300	7%
Division E - Environmental Services	42,801,200	20%
Division F - Recreation and Amenity	31,187,100	14%
Division G - Agriculture, Education, Health & Welfare	5,471,700	3%
Division H - Miscellaneous Services	27,965,900	13%
Grand Total	217,322,200	100%



How the Division is Spent	Amount	%
Leisure Facilities Operations	1,292,200	4%
Operation of Library and Archival Service	9,209,000	30%
Outdoor Leisure Areas Operations	12,149,400	39%
Community Sport and Recreational Development	7,240,900	23%
Operation of Arts Programme	1,295,600	4%
Grand Total	31,187,100	100%



How the Division is Funded	Amount	%
Grants Other - Recreation and Amenity	2,655,500	9%
Library Fees & Fines	135,000	0%
Miscellaneous Inc - Goods & Services	811,000	3%
Superannuation	656,100	2%
Recreation & Amenity Activities	530,000	2%
Rates & Pension Related Levy	26,399,500	85%
Grand Total	31,187,100	100%

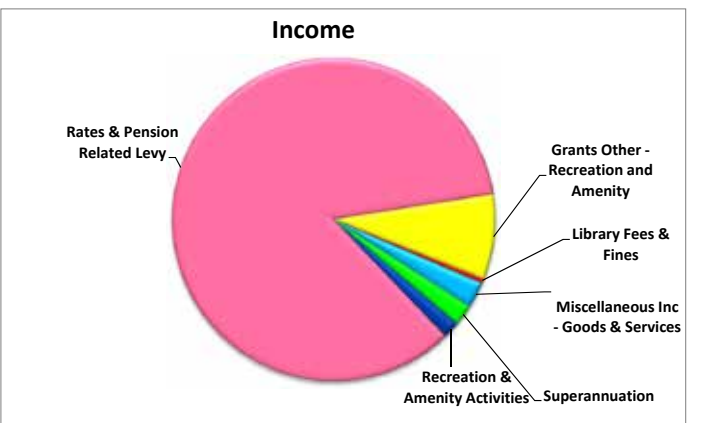


Table B: Expenditure and Income for 2014 and Estimated Outturn for 2013

	2014				2013			
	Expenditure		Income		Expenditure		Income	
	Adopted by Council €	Estimated by Manager €	Adopted by Council €	Estimated by Manager €	Adopted by Council €	Estimated Outturn €	Adopted by Council €	Estimated Outturn €
Division and Services								
F Recreation and Amenity								
F01 Leisure Facilities Operations		1,292,200		563,200	1,249,900	1,263,300	655,200	568,900
F02 Operation of Library and Archival Service		9,209,000		614,300	9,557,000	9,646,000	573,800	601,500
F03 Outdoor Leisure Areas Operations		12,149,400		587,000	11,647,000	11,938,700	432,700	590,300
F04 Community Sport and Recreational Development		7,240,900		2,945,500	7,397,000	7,222,500	3,081,200	2,883,400
F05 Operation of Arts Programme		1,295,600		77,500	1,340,000	1,389,300	76,000	119,100
F06 Agency & Recoupable Services		-		-	-	-	-	-
F Division Total		31,187,100		4,787,500	31,190,900	31,459,800	4,818,900	4,763,200

Table F - Expenditure				
Division F - Recreation and Amenity				
Expenditure by Service and Sub-Service	2014		2013	
	Adopted by Council €	Estimated by Manager €	Adopted by Council €	Estimated Outturn €
F0101 Leisure Facilities Operations		736,000	1,009,900	1,007,800
F0102 Provision/Improvement of Leisure Facilities		-	-	-
F0103 Contribution to External Bodies Leisure Facilities		432,300	117,000	117,000
F0199 Service Support Costs		123,900	123,000	138,500
F01 Leisure Facilities Operations		1,292,200	1,249,900	1,263,300
F0201 Library Service Operations		5,833,200	6,180,400	6,161,000
F0202 Archive Service		-	-	-
F0203 Maintenance of Library Buildings		-	-	-
F0204 Purchase of Books, CD's etc.		770,000	770,000	700,000
F0205 Contributions to Library Organisations		-	-	-
F0299 Service Support Costs		2,605,800	2,606,600	2,785,000
F02 Operation of Library and Archival Service		9,209,000	9,557,000	9,646,000
F0301 Parks, Pitches and Open Spaces		9,065,500	9,356,600	9,432,800
F0302 Playgrounds		855,900	86,500	82,500
F0303 Beaches		-	-	-
F0399 Service Support Costs		2,228,000	2,203,900	2,423,400
F03 Outdoor Leisure Areas Operations		12,149,400	11,647,000	11,938,700
F0401 Community Grants		363,000	361,200	329,400
F0402 Operation of Sports Hall/Stadium		80,000	80,000	80,000
F0403 Community Facilities		4,567,500	4,718,400	4,489,900
F0404 Recreational Development		534,100	556,300	536,900
F0499 Service Support Costs		1,696,300	1,681,100	1,786,300
F04 Community Sport and Recreational Development		7,240,900	7,397,000	7,222,500
F0501 Administration of the Arts Programme		1,009,900	1,060,900	1,104,500
F0502 Contributions to other Bodies Arts Programme		141,000	134,500	133,500
F0503 Museums Operations		-	-	-
F0504 Heritage/Interpretive Facilities Operations		25,000	25,000	25,000
F0505 Festivals & Concerts		-	-	-
F0599 Service Support Costs		119,700	119,600	126,300
F05 Operation of Arts Programme		1,295,600	1,340,000	1,389,300

Table F - Expenditure				
Division F - Recreation and Amenity				
Expenditure by Service and Sub-Service	2014		2013	
	Adopted by Council €	Estimated by Manager €	Adopted by Council €	Estimated Outturn €
F0601 Agency & Recoupable Service		-	-	-
F0699 Service Support Costs		-	-	-
F06 Agency & Recoupable Services		-	-	-
F Division Total		31,187,100	31,190,900	31,459,800

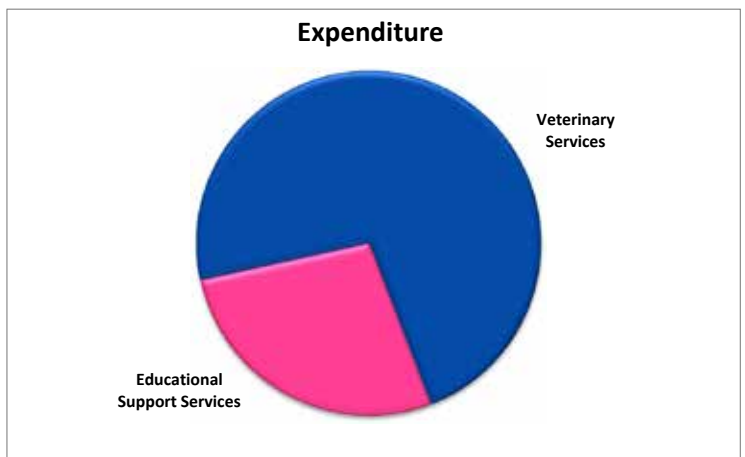
Table F - Income				
Division F - Recreation and Amenity				
Income by Source	2014		2013	
	Adopted by Council €	Estimated by Manager €	Adopted by Council €	Estimated Outturn €
Government Grants				
Environment, Heritage & Local Government		-	-	-
Education and Science		-	-	-
Arts,Sports and Tourism		-	-	-
Social & Family Affairs		-	-	-
Library Council		124,600	124,600	124,600
Arts Council		46,200	47,000	74,000
Other Grants & Subsidies		2,484,700	2,645,100	2,473,900
Total Government Grants		2,655,500	2,816,700	2,672,500
Goods & Services				
Recreation/Amenity/Culture		530,000	615,000	531,400
Library Fees/Fines		135,000	130,000	135,000
Agency Services & Repayable Works		-	-	-
Superannuation		656,100	723,800	695,700
Local Authority Contributions		-	-	-
Other income		811,000	533,400	728,700
Total Goods & Services		2,132,100	2,002,200	2,090,800
Division 'F' Total		4,787,600	4,818,900	4,763,300

Division G - Agriculture, Health & Welfare

Division	Amount	%
Division A - Housing and Building	55,539,400	26%
Division B - Road Transport & Safety	27,094,000	12%
Division C - Water Services	12,846,600	6%
Division D - Development Management	14,416,300	7%
Division E - Environmental Services	42,801,200	20%
Division F - Recreation and Amenity	31,187,100	14%
Division G - Agriculture, Education, Health & Welfare	5,471,700	3%
Division H - Miscellaneous Services	27,965,900	13%
Grand Total	217,322,200	100%



How the Division is Spent	Amount	%
Educational Support Services	1,498,600	27%
Veterinary Services	3,973,100	73%
Grand Total	5,471,700	100%



How the Division is Funded	Amount	%
Contributions from other LAs	33,100	1%
Grants Other - Agriculture, Education, Health and	3,560,700	65%
Miscellaneous Inc - Goods & Services	246,100	4%
Superannuation	35,500	1%
Rates & Pension Related Levy	1,596,300	29%
Grand Total	5,471,700	100%

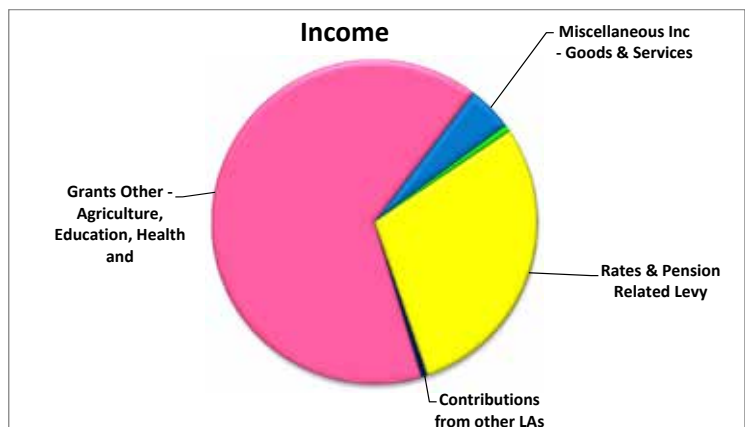


Table B: Expenditure and Income for 2014 and Estimated Outturn for 2013

	2014				2013			
	Expenditure		Income		Expenditure		Income	
	Adopted by Council €	Estimated by Manager €	Adopted by Council €	Estimated by Manager €	Adopted by Council €	Estimated Outturn €	Adopted by Council €	Estimated Outturn €
Division and Services								
G Agriculture, Education, Health & Welfare								
G01 Land Drainage Costs		-		-		-		-
G02 Operation and Maintenance of Piers and Harbours		-		-		-		-
G03 Coastal Protection		-		-		-		-
G04 Veterinary Service		1,498,600		802,700		1,424,800		809,900
G05 Educational Support Services		3,973,100		3,072,700		4,725,300		3,792,300
G06 Agency & Recoupable Services		-		-		-		-
G Division Total		5,471,700		3,875,400		6,254,200		4,602,200
						6,150,100		4,598,900

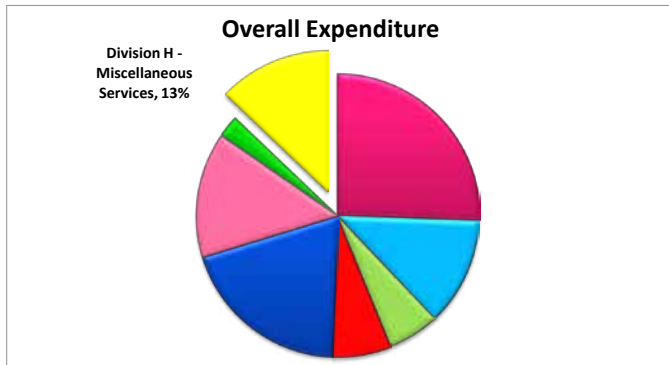
Table F - Expenditure				
Division G - Agriculture, Education, Health & Welfare				
Expenditure by Service and Sub-Service	2014		2013	
	Adopted by Council €	Estimated by Manager €	Adopted by Council €	Estimated Outturn €
G0101 Maintenance of Land Drainage Areas		-	-	-
G0102 Contributions to Joint Drainage Bodies		-	-	-
G0103 Payment of Agricultural Pensions		-	-	-
G0199 Service Support Costs		-	-	-
G01 Land Drainage Costs		-	-	-
G0201 Operation Piers		-	-	-
G0202 Provision of Piers		-	-	-
G0203 Operation Harbours		-	-	-
G0204 Provision of Harbours		-	-	-
G0299 Service Support Costs		-	-	-
G02 Operation and Maintenance of Piers and Harbours		-	-	-
G0301 General Maintenance - Coastal Regions		-	-	-
G0302 Planned Protection of Coastal Regions		-	-	-
G0399 Service Support Costs		-	-	-
G03 Coastal Protection		-	-	-
G0401 Provision of Veterinary Service		-	-	-
G0402 Inspection of Abattoirs etc		232,600	274,800	272,700
G0403 Food Safety		124,200	211,700	120,200
G0404 Operation of Dog Warden Service		406,800	469,400	429,800
G0405 Other Animal Welfare Services (incl Horse Control)		437,600	248,100	284,000
G0499 Service Support Costs		297,400	293,900	318,100
G04 Veterinary Service		1,498,600	1,497,900	1,424,800
G0501 Payment of Higher Education Grants		-	-	-
G0502 Administration Higher Education Grants		3,128,500	3,890,100	3,859,500
G0503 Payment of VEC Pensions		-	-	-
G0504 Administration VEC Pension		-	-	-
G0505 Contribution to VEC		180,000	180,000	180,000
G0506 Other Educational Services		30,000	31,000	30,000
G0507 School Meals		203,500	206,500	197,000
G0599 Service Support Costs		431,100	448,700	458,800
G05 Educational Support Services		3,973,100	4,756,300	4,725,300

Table F - Expenditure				
Division G - Agriculture, Education, Health & Welfare				
Expenditure by Service and Sub-Service	2014		2013	
	Adopted by Council €	Estimated by Manager €	Adopted by Council €	Estimated Outturn €
G0601 Agency & Recoupable Service		-	-	-
G0699 Service Support Costs		-	-	-
G06 Agency & Recoupable Services		-	-	-
G Division Total		5,471,700	6,254,200	6,150,100

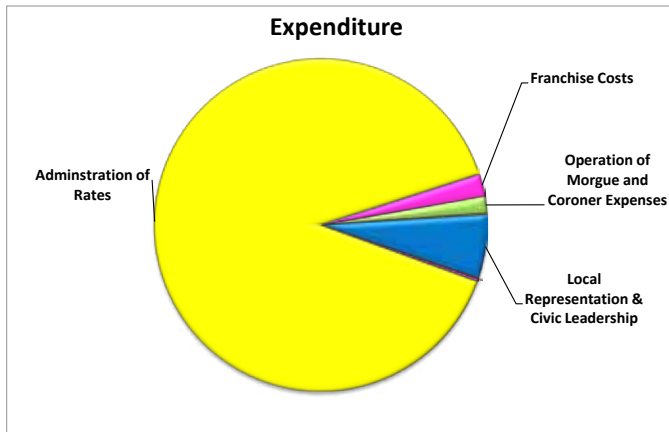
Table F - Income				
Division G - Agriculture, Education, Health & Welfare				
Income by Source	2014		2013	
	Adopted by Council €	Estimated by Manager €	Adopted by Council €	Estimated Outturn €
Government Grants				
Environment, Heritage & Local Government		-	-	-
Education and Science		2,973,700	3,700,000	3,700,000
Arts, Sports & Tourism		-	-	-
Transport and Marine		-	-	-
Other Grants & Subsidies		587,000	582,000	588,200
Total Government Grants		3,560,700	4,282,000	4,288,200
Goods & Services				
Agency Services & Repayable Works		-	-	-
Superannuation		35,500	39,200	37,700
Contributions by other local authorities		33,100	33,100	33,100
Other income		246,100	248,000	239,900
Total Goods & Services		314,700	320,300	310,700
Division 'G' Total		3,875,400	4,602,300	4,598,900

Division H - Miscellaneous Services

Division	Amount	%
Division A - Housing and Building	55,539,400	26%
Division B - Road Transport & Safety	27,094,000	12%
Division C - Water Services	12,846,600	6%
Division D - Development Management	14,416,300	7%
Division E - Environmental Services	42,801,200	20%
Division F - Recreation and Amenity	31,187,100	14%
Division G - Agriculture, Education, Health & Welfare	5,471,700	3%
Division H - Miscellaneous Services	27,965,900	13%
Grand Total	217,322,200	100%



How the Division is Spent	Amount	%
Profit & Loss Machinery Account	65,500	0%
Administration of Rates	25,043,300	90%
Franchise Costs	627,100	2%
Operation of Morgue and Coroner Expenses	450,200	2%
Operation of Markets and Casual Trading	100	0%
Malicious Damage	29,600	0%
Local Representation & Civic Leadership	1,722,500	6%
Agency & Recoupable Services	27,600	0%
Grand Total	27,965,900	100%



How the Division is Funded	Amount	%
Contributions from other LAs	50,200	0%
Grants Other - Miscellaneous Services	29,600	0%
Miscellaneous Inc - Goods & Services	798,100	3%
NPPR Income & Penalties	0	0%
Superannuation	69,300	0%
Rates & Pension Related Levy	27,018,700	97%
Grand Total	27,965,900	100%

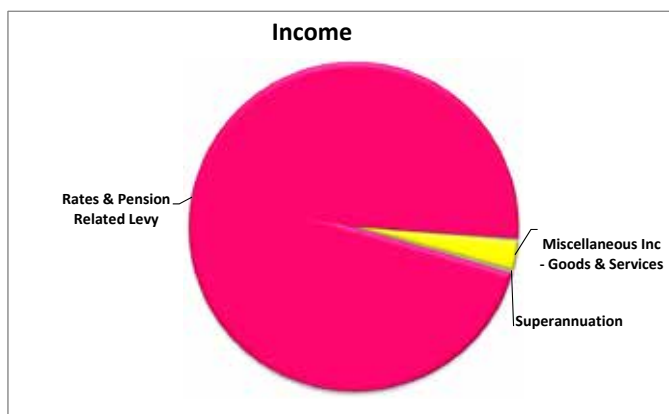


Table B: Expenditure and Income for 2014 and Estimated Outturn for 2013

Division and Services	2014				2013			
	Expenditure		Income		Expenditure		Income	
	Adopted by Council €	Estimated by Manager €	Adopted by Council €	Estimated by Manager €	Adopted by Council €	Estimated Outturn €	Adopted by Council €	Estimated Outturn €
H Miscellaneous Services								
H01 Profit & Loss Machinery Account		65,500		65,400	55,600	63,800	55,600	63,800
H02 Profit & Loss Stores Account		-		-	-	-	-	-
H03 Administration of Rates		25,043,400		268,400	23,191,900	23,996,500	371,300	464,700
H04 Franchise Costs		627,100		201,100	342,000	341,800	8,900	14,200
H05 Operation of Morgue and Coroner Expenses		450,200		-	450,200	450,200	-	-
H06 Weighbridges		-		-	-	-	-	-
H07 Operation of Markets and Casual Trading		100		-	100	100	-	-
H08 Malicious Damage		29,600		29,600	29,600	29,600	29,600	29,600
H09 Local Representation & Civic Leadership		1,722,500		282,500	1,008,300	1,030,900	-	-
H10 Motor Taxation		-		-	-	-	-	-
H11 Agency & Recoupable Services		27,600		100,200	71,800	81,800	2,560,600	3,650,200
H Division Total		27,966,000		947,200	25,149,500	25,994,700	3,026,000	4,222,500
Overall Total		217,322,200		91,918,000	230,552,700	231,221,400	88,361,900	88,552,600

Table F - Expenditure				
Division H - Miscellaneous Services				
Expenditure by Service and Sub-Service	2014		2013	
	Adopted by Council €	Estimated by Manager €	Adopted by Council €	Estimated Outturn €
H0101 Maintenance of Machinery Service		-	-	-
H0102 Plant and Machinery Operations		(284,300)	(302,300)	(314,900)
H0103 Provision of Plant and Machinery		-	-	-
H0199 Service Support Costs		349,800	357,900	378,700
H01 Profit & Loss Machinery Account		65,500	55,600	63,800
H0201 Purchase of Materials, Stores		-	-	-
H0202 Administrative Costs Stores		-	-	-
H0203 Upkeep of Buildings, stores		-	-	-
H0299 Service Support Costs		-	-	-
H02 Profit & Loss Stores Account		-	-	-
H0301 Administration of Rates Office		995,300	1,493,200	977,500
H0302 Debt Management Service Rates		457,400	590,600	503,500
H0303 Refunds and Irrecoverable Rates		22,976,900	20,499,300	21,869,000
H0399 Service Support Costs		613,800	608,800	646,500
H03 Administration of Rates		25,043,400	23,191,900	23,996,500
H0401 Register of Elector Costs		192,100	198,800	192,900
H0402 Local Election Costs		352,800	62,000	62,000
H0499 Service Support Costs		82,200	81,200	86,900
H04 Franchise Costs		627,100	342,000	341,800
H0501 Coroner Fees and Expenses		450,000	450,000	450,000
H0502 Operation of Morgue		-	-	-
H0599 Service Support Costs		200	200	200
H05 Operation of Morgue and Coroner Expenses		450,200	450,200	450,200
H0601 Weighbridges Operations		-	-	-
H0602 Provision of Weighbridges		-	-	-
H0699 Service Support Costs		-	-	-
H06 Weighbridges		-	-	-

Table F - Expenditure				
Division H - Miscellaneous Services				
Expenditure by Service and Sub-Service	2014		2013	
	Adopted by Council €	Estimated by Manager €	Adopted by Council €	Estimated Outturn €
H0701 Operation of Markets		-	-	-
H0702 Casual Trading Areas		-	-	-
H0799 Service Support Costs		100	100	100
H07 Operation of Markets and Casual Trading		100	100	100
H0801 Malicious Damage		29,600	29,600	29,600
H0899 Service Support Costs		-	-	-
H08 Malicious Damage		29,600	29,600	29,600
H0901 Representational Payments		1,043,000	584,800	610,100
H0902 Chair/Vice Chair Allowances		56,900	63,900	60,900
H0903 Annual Allowances LA Members		298,500	168,700	168,700
H0904 Expenses LA Members		100,000	20,000	20,000
H0905 Other Expenses		113,700	95,700	95,700
H0906 Conferences Abroad		55,100	17,400	17,400
H0907 Retirement Gratuities		-	-	-
H0908 Contribution to Members Associations		16,000	16,000	16,000
H0999 Service Support Costs		39,300	41,800	42,100
H09 Local Representation & Civic Leadership		1,722,500	1,008,300	1,030,900
H1001 Motor Taxation Operation		-	-	-
H1099 Service Support Costs		-	-	-
H10 Motor Taxation		-	-	-
H1101 Agency & Recoupable Service		-	-	-
H1102 NPPR		25,000	69,000	79,000
H1199 Service Support Costs		2,600	2,800	2,800
H11 Agency & Recoupable Services		27,600	71,800	81,800
H Division Total		27,966,000	25,149,500	25,994,700
Overall Total		217,322,200	230,552,800	231,221,400

Table F - Income				
Division H - Miscellaneous Services				
Income by Source	2014		2013	
	Adopted by Council €	Estimated by Manager €	Adopted by Council €	Estimated Outturn €
Government Grants				
Environment, Heritage & Local Government		-	-	-
Agriculture Fisheries and Food		-	-	-
Social & Family Affairs		-	-	-
Justice Equality and Law Reform		29,600	29,600	29,600
Non Dept HFA and BMW		-	-	-
Other Grants & Subsidies		-	-	-
Total Government Grants		29,600	29,600	29,600
Goods & Services				
Agency Services & Repayable Works		-	-	-
Superannuation		69,300	76,400	73,400
NPPR		-	2,445,400	3,500,000
Contributions by other local authorities		50,200	50,200	50,200
Other income		798,100	424,400	569,300
Total Goods & Services		917,600	2,996,400	4,192,900
Division 'H' Total		947,200	3,026,000	4,222,500
Overall Total		91,918,000	88,362,200	88,552,600

Appendix 1**SUMMARY OF CENTRAL MANAGEMENT CHARGE FOR YEAR 2014**

Description	2014 €	2013 €
Area Office Overhead	-	-
Corporate Affairs Overhead	4,327,900	4,304,400
Corporate Buildings Overhead	4,293,500	4,114,700
Finance Function Overhead	1,326,200	1,485,500
Human Resource Function Overhead	3,397,800	3,416,500
IT Services Overhead	3,117,000	3,215,100
Print & Post Room Service Overhead	-	-
Pension & Lump Sum Overhead	11,132,300	10,885,400
Total Expenditure Allocated to Services	27,594,700	27,421,600



South Dublin County Council
County Hall, Tallaght,
Dublin 24

Comhairle Contae Átha Cliath Theas
Halla an Contae, Tamhlacht,
Átha Cliath 24

Tel: 01 414 9000
Email: info@sdublincoco.ie
Web: www.sdcc.ie
www.twitter.com/sdublincoco.ie
SMS: 51678